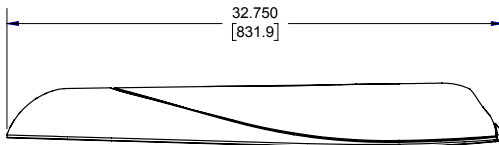
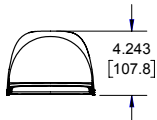


Project:
Qty:
Luminaire:
Order:
Type:

Roof module: Rectangular-rounded in shape, the roof is made of A360 injection-molded aluminum. It is equipped with adjustment steps to facilitate leveling of the luminaire by +/- 5°. The module is attached to an horizontal tenon of 1.66" (4.2cm) Ø for the STRS1A, 1.9" (4.8cm) Ø for the STRS3A and on a tenon of 2.38" (6cm) Ø for the STRS2A by 6" (15.2cm) long using two stainless steel fasteners mechanically secured by four (4) 3/8-16 UNC stainless steel bolts.

Door module: With a rounded rectangular shape, the door is made of A360 injection-molded aluminum with a concealed internal hinge. A white push button allows opening and access to the components inside the light fixture.

Optical module: The molded aluminum heat sink is designed to minimize the temperature of the LEDs, increasing their longevity and efficiency. The high efficiency Orion LED optical engine is mechanically assembled on the heat sink. The optical lenses are cured directly on the LED board and offer an IP66 ingress protection rating. The lifetime of the LEDs is 100,000 hours. It is based on the LM-80 test and extrapolated with TM-21. This data is calculated when 50% of the LEDs produce 70% of their initial luminous flux (L70). The minimum color rendering index (CRI) is 70. The optical lenses are made of acrylic and designed to illuminate only where needed while achieving excellent uniformity with maximum spacing. Produce 0% uplight. Available with a No Lens (NL) option only. A white decorative acrylic protection plate is mechanically assembled under the optical module. The available light distribution types are T1, T1A, T1AHS, T2, T2HS, T2M, T2MHS, T3, T3HS, T3M, T3MHS, T4, T4HS, T5. The combination of two distribution types (backward optics) is also available in the same optical module as well as the integration of crosswalk optics (TCWR and TCWL) for pedestrian crossing.



Driver Module: Class 1 (P40 to P80). Primary tension is of 120 to 480VAC Volts, 50/60Hz, THD max 20% with a high-power factor of 90%. Operating temperature is -40°F (-40°C) to 131°F (55°C). The regulator offers an output of 0-10 Volts and is ROHS compliant. Complete with 10kV/5kA or 20 kV/10kA tripolar surge protection for live-MALT, live-neutral and neutral-MALT lines according to IEEE/ANSI C62.41 2002 C.

Wiring / Hardware: Type TEWT 14-7 AWG, 12" (30.5cm) minimum exceeding luminaire. All electrical connections between the modules are provided with quick-disconnect connectors for easy maintenance. All outside accessible hardware is made of 304 stainless steel.

Color: All Cyclone colors are available in textured (TX) or smooth (SM) finish, unless otherwise specified. A durable polyester powder coating is applied and meets the AAMA 2604 requirements (5 years exposure to all weather conditions). The finish meets the ASTM G7, B117, D1654 and D2247 requirements relative to salt spray and humidity resistance. **Cyclone recommends a textured finish for this product.**

cULus: According to standard C22.2 / UL1598

Warranty: 5-year limited warranty. Complete warranty terms located at:
www.cyclonelighting.com/assets/Legal/Cyclone-Sales-TermsConditions-en.pdf

EPA: 0.41 ft²
Weight: 17.5 lbs / 7.9 kg

Stamp/Approval:
Name:
Date:
Name:

Page 1 of 2

Date:

Project:
Order:
Qty:
Luminaire:
Type:

Ordering Code

Model	Lens	Distribution	Performance package	CCT	Volts	Surge protector
STRS1A Tenon 1,66" (4,2cm)	NL No Lens	T1 Type 1 T1A Type 1A T1AHS Type 1A with HS T2 Type 2 T2HS Type 2 with HS T2M Type 2M T2MHS Type 2M with HS T3 Type 3 T3HS Type 3 with HS T3M Type 3M T3MHS Type 3M with HS T4 Type 4 T4HS Type 4 with HS T5 Type 5 TCWR Crosswalk right TCWL Crosswalk left BACKWARD OPTICS ¹	P40 (8500lm) P50 (9700lm) P60 (12000lm) P70 (14000lm) P80 (16000lm)	30K 3000K 40K 4000K	MVOLT 120-277VAC HVOLT 347-480VAC 120 208 240 277 347 480	10KV 10kV/5kA 20KV 20kV/10kA

Options

Options

Photocell	Dimming	Color	Texture	Pre-finish
-	-	BK Black RAL9005 DG Dark green RAL6012 MA Marine blue RAL5013 SI Metallic silver RAL9006 (smooth only) BZ Dark bronze RAL8019 BG Burgundy RAL3005 GM Moss green RAL6005 PG Pale grey RAL7040 WH White RAL9003 SG ³ Steel Gray BKH ⁴ Black Holophane BZH ⁴ Dark bronze Holophane GNH ⁴ Green Holophane GHH ⁴ Graphite Holophane GRH ⁴ Gray Holophane SLH ⁴ Silver Holophane WHH ⁴ White Holophane	TX Textured SM Smooth SX ⁵ Textured, matt (Sandtex)	- MG Marine grade pre-finish
PT Photocell W/7-PIN receptacle (ANSI C136.41)	DIM 0-10 volts wire for external controls			
PX Shorting cap W/7-PIN receptacle (ANSI C136.41)	PND506 ² Program 50% for 6 hours (11PM to 5AM)			
PTL Long life photocell W/7-PIN receptacle (ANSI C136.41)	PND508 ² Program 50% for 8 hours (9PM to 5AM)			
PTDR 7-PIN receptacle (ANSI C136.41)	SD ² Field adjustable 10% increment step-dimming switch			

1 - Backward optic: The Orion light engine features 180° orientable optics that can be customized as needed. This makes it a simple matter to combine two distribution types in a single light engine, simultaneously lighting a road and a bike path or sidewalk, for instance. Contact factory for more information.

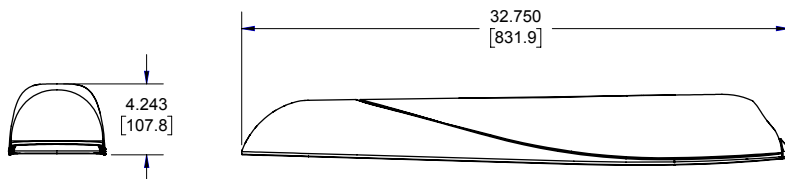
2 - Only one of the following options may be selected: SD, PND506, or PND508. These options cannot be combined.

3 - Available in SX finish only.

4 - Holophane colors are only available in Smooth (SM) finish.

5 - SX finish only available with SG color.

Note: Actual performance may differ as a result of end-user environment and application. All values are design or typical values, measured under laboratory conditions at 25 °C. Specifications subject to change without notice. Please consult our web site for up-to-date product information and IES files.


EPA: 0.41 ft² Weight: 17.5 lbs / 7.9 kg
Stamp/Approval:
Name:
Date:
Name:
Date:

Page 2 of 2

Photometric Data Tables

Stretto STRS1A/2A/3A-NL (No Lens)

Performance Package	Watts System	3000K								4000K								LLD @ 25C			
		Optic	Lumen Output	Efficacy (LM/W)	BUG	Optic	Lumen Output	Efficacy (LM/W)	BUG	Optic	Lumen Output	Efficacy (LM/W)	BUG	Optic	Lumen Output	Efficacy (LM/W)	BUG	25K Hours	50K Hours	75K Hours	100K Hours
P40	58.4	T1	8514	146	B3-U0-G2					T1	8962	153	B3-U0-G2								
		T1A	8558	147	B3-U0-G2	T1AHS	7712	132	B3-U0-G2	T1A	9008	154	B3-U0-G2	T1AHS	8118	139	B3-U0-G2				
		T2	8318	142	B1-U0-G1	T2HS	6952	119	B1-U0-G1	T2	8756	150	B1-U0-G1	T2HS	7318	125	B1-U0-G1				
		T2M	7754	133	B2-U0-G1	T2MHS	6013	103	B1-U0-G1	T2M	8162	140	B2-U0-G1	T2MHS	6329	108	B1-U0-G1				
		T3	8279	142	B2-U0-G2	T3HS	6946	119	B1-U0-G1	T3	8715	149	B2-U0-G2	T3HS	7311	125	B2-U0-G1	0.98	0.97	0.96	0.96
		T3M	7436	127	B2-U0-G2	T3MHS	6351	109	B1-U0-G1	T3M	7827	134	B2-U0-G2	T3MHS	6685	114	B2-U0-G2				
		T4	8044	138	B1-U0-G2	T4HS	6402	110	B1-U0-G2	T4	8467	145	B2-U0-G2	T4HS	6739	115	B1-U0-G2				
		T5	8212	141	B3-U0-G1					T5	8644	148	B3-U0-G1								
TCWL	8313	142	B1-U0-G1	TCWR	8334	143	B2-U0-G1	TCWL	8751	150	B2-U0-G1	TCWR	8772	150	B2-U0-G1						
P50	66.6	T1	9569	144	B3-U0-G3					T1	10072	151	B3-U0-G3								
		T1A	9618	144	B3-U0-G2	T1AHS	8667	130	B3-U0-G2	T1A	10124	152	B3-U0-G2	T1AHS	9124	137	B3-U0-G2				
		T2	9348	140	B2-U0-G1	T2HS	7814	117	B1-U0-G1	T2	9840	148	B2-U0-G1	T2HS	8225	123	B1-U0-G1				
		T2M	8714	131	B2-U0-G2	T2MHS	6758	101	B1-U0-G1	T2M	9173	138	B2-U0-G2	T2MHS	7113	107	B1-U0-G1				
		T3	9304	140	B2-U0-G2	T3HS	7806	117	B2-U0-G2	T3	9794	147	B2-U0-G2	T3HS	8217	123	B2-U0-G2	0.98	0.97	0.96	0.96
		T3M	8357	125	B2-U0-G2	T3MHS	7138	107	B2-U0-G2	T3M	8797	132	B2-U0-G2	T3MHS	7513	113	B2-U0-G2				
		T4	9040	136	B2-U0-G2	T4HS	7195	108	B1-U0-G2	T4	9516	143	B2-U0-G2	T4HS	7573	114	B1-U0-G2				
		T5	9229	139	B3-U0-G2					T5	9715	146	B3-U0-G2								
TCWL	9343	140	B2-U0-G1	TCWR	9366	141	B2-U0-G1	TCWL	9635	148	B2-U0-G1	TCWR	9859	148	B2-U0-G1						
P60	86.3	T1	11886	138	B3-U0-G3					T1	12512	145	B3-U0-G3								
		T1A	11947	138	B3-U0-G2	T1AHS	10767	125	B3-U0-G2	T1A	12576	146	B3-U0-G3	T1AHS	11333	131	B3-U0-G2				
		T2	11612	135	B2-U0-G2	T2HS	9706	112	B2-U0-G1	T2	12223	142	B2-U0-G2	T2HS	10217	118	B2-U0-G1				
		T2M	10825	125	B2-U0-G2	T2MHS	8394	97	B2-U0-G1	T2M	11395	132	B2-U0-G2	T2MHS	8836	102	B2-U0-G1				
		T3	11558	134	B2-U0-G2	T3HS	9697	112	B2-U0-G2	T3	12166	141	B2-U0-G2	T3HS	10207	118	B2-U0-G2	0.98	0.97	0.96	0.96
		T3M	10381	120	B2-U0-G2	T3MHS	8666	103	B2-U0-G2	T3M	10927	127	B2-U0-G2	T3MHS	9333	108	B2-U0-G2				
		T4	11230	130	B2-U0-G2	T4HS	8937	104	B1-U0-G2	T4	11821	137	B2-U0-G2	T4HS	9408	109	B2-U0-G2				
		T5	11465	133	B3-U0-G2					T5	12068	140	B3-U0-G2								
TCWL	11606	134	B2-U0-G1	TCWR	11634	135	B2-U0-G1	TCWL	12217	142	B2-U0-G1	TCWR	12247	142	B2-U0-G1						
P70	107	T1	14048	131	B3-U0-G3					T1	14787	138	B3-U0-G3								
		T1A	14120	132	B3-U0-G3	T1AHS	12725	119	B3-U0-G2	T1A	14863	139	B3-U0-G3	T1AHS	13395	125	B3-U0-G2				
		T2	13724	128	B2-U0-G2	T2HS	11472	107	B2-U0-G1	T2	14447	135	B2-U0-G2	T2HS	12075	113	B2-U0-G2				
		T2M	12794	120	B2-U0-G2	T2MHS	9921	93	B2-U0-G2	T2M	13467	126	B2-U0-G2	T2MHS	10443	98	B2-U0-G2				
		T3	13660	128	B2-U0-G2	T3HS	11460	107	B2-U0-G2	T3	14379	134	B3-U0-G2	T3HS	12064	113	B2-U0-G2	0.97	0.97	0.96	0.95
		T3M	12269	115	B2-U0-G2	T3MHS	10479	98	B2-U0-G2	T3M	12915	121	B2-U0-G2	T3MHS	11031	103	B2-U0-G2				
		T4	13273	124	B2-U0-G2	T4HS	10563	99	B2-U0-G2	T4	13971	131	B2-U0-G2	T4HS	11119	104	B2-U0-G2				
		T5	13550	127	B4-U0-G2					T5	14263	133	B4-U0-G2								
TCWL	13717	128	B2-U0-G1	TCWR	13750	129	B2-U0-G1	TCWL	14439	135	B2-U0-G1	TCWR	14474	135	B3-U0-G1						
P80	123.3	T1	15642	127	B3-U0-G3					T1	16465	134	B3-U0-G3								
		T1A	15722	128	B3-U0-G3	T1AHS	14169	115	B3-U0-G3	T1A	16550	134	B3-U0-G3	T1AHS	14915	121	B3-U0-G3				
		T2	15282	124	B2-U0-G2	T2HS	12773	104	B2-U0-G2	T2	16086	130	B2-U0-G2	T2HS	13446	109	B2-U0-G2				
		T2M	14245	116	B3-U0-G2	T2MHS	11047	90	B2-U0-G2	T2M	14995	122	B3-U0-G2	T2MHS	11628	94	B2-U0-G2				
		T3	15210	123	B3-U0-G2	T3HS	12761	103	B2-U0-G2	T3	16011	130	B3-U0-G2	T3HS	13432	109	B2-U0-G2	0.96	0.93	0.91	0.88
		T3M	13661	111	B2-U0-G2	T3MHS	11668	95	B2-U0-G2	T3M	14380	117	B3-U0-G3	T3MHS	12282	100	B2-U0-G2				
		T4	14779	120	B2-U0-G3	T4HS	11762	95	B2-U0-G2	T4	15557	126	B2-U0-G3	T4HS	12381	100	B2-U0-G2				
		T5	15088	122	B4-U0-G2					T5	15882	129	B4-U0-G2								
TCWL	15274	124	B2-U0-G1	TCWR	15311	124	B3-U0-G1	TCWL	16077	130	B2-U0-G1	TCWR	16117	131	B3-U0-G1						

Note: Actual performance may differ as a result of end-user environment and application.
 All values are design or typical values, measured under laboratory conditions at 25°C.
 Specifications subject to change without notice.

Lumen ratio for different CCT				
PC Amber	2200K	2700K	3000K	4000K
0.6	0.75	0.95	0.95	1.00