

m o o o i

# Luminora Light

CRISTINA CELESTINO



Inspired by the grandeur of Murano glass and mathematical elegance of the golden ratio, Luminora Light merges craftsmanship with modernity. Its floating design embodies simplicity and complexity, creating a luminous sculpture where the structure is light itself. The V-shaped diamond optical pattern and transparent LED tubes produce a mesmerising effect.

---

## *Detailing*



The sculptural light is timeless, adaptable, and inviting for any style, in any space – modern or classic, homes or hospitality.

---

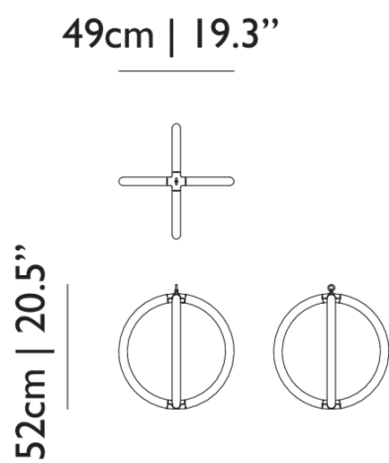
## *Colours*

Luminora Light

---

# Luminora Light / 45

## Dimensions



## Product

**WIDTH** 49cm | 19.3"  
**HEIGHT** 52cm | 20.5"  
**DEPTH** 49cm | 19.3"  
**WEIGHT NETTO** 2.1kg | 4.63lbs

## Packaging

**WIDTH** 49.2cm | 19.4"  
**HEIGHT** 68.5cm | 27"  
**CUBAGE** 0.17m<sup>3</sup> | 5.86ft<sup>3</sup>  
**LENGTH** 49.2cm | 19.4"  
**WEIGHT** 10kg | 22.05lbs

## Technical CE / UL

### MATERIAL

360° LED lighting in faceted polycarbonate tubes with painted aluminum brackets

### LIGHTSOURCE TYPE

LED

### LIGHTSOURCE INCLUDED

Yes

### NUMBER OF LIGHTSOURCES

4

### INPUT VOLTAGE

120-250V

### FREQUENCY

50/60

### MAX POWER CONSUMPTION

30W

### LAMPHOLDER

LED (Solid state)

### LIFETIME

50000 hours

### CABLE COLOUR

Transparent with tinned cores

### CABLE LENGTH

250cm | 98.4"

### CANOPY

Pebble III in matching color

### CHROM X

0.4461

### CHROM Y

0.3994

### COLOUR TEMPERATURE

2810 K (max)

### CRI

95

### LIGHT DIRECTION

All directions

### LIGHT OUTPUT

1760 lm

### R9

76.5

#### DIMMING & LIGHTING CONTROL

DALI dt6, 0-10V, Wireless Wall Switch, Push / Pulse dim  
on Line Voltage, Mains / ELV dimming is not possible

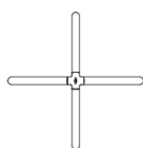
See last page for more information about the dimming possibilities.



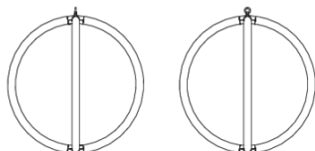
## Luminora Light / 63

### Dimensions

63cm | 24.8"



68cm | 26.8"



### Product

**WIDTH** 63cm | 24.8"

**HEIGHT** 68cm | 26.8"

**DEPTH** 63cm | 24.8"

**WEIGHT NETTO** 2.5kg | 5.51lbs

### Packaging

**WIDTH** 59.9cm | 23.6"

**HEIGHT** 83.5cm | 32.9"

**CUBAGE** 0.3m<sup>3</sup> | 10.58ft<sup>3</sup>

**LENGTH** 59.9cm | 23.6"

**WEIGHT** 12kg | 26.46lbs

### Technical CE / UL

#### MATERIAL

360° LED lighting in faceted polycarbonate tubes with painted aluminum brackets

#### LIGHTSOURCE TYPE

LED

#### LIGHTSOURCE INCLUDED

Yes

#### NUMBER OF LIGHTSOURCES

4

#### INPUT VOLTAGE

120-250V

#### FREQUENCY

50/60

#### MAX POWER CONSUMPTION

40W

#### LAMPHOLDER

LED (Solid state)

#### LIFETIME

50000 hours

#### CABLE COLOUR

Transparent with tinned cores

#### CABLE LENGTH

250cm | 98.4"

#### CANOPY

Pebble III in matching color

#### CHROM X

0.4473

#### CHROM Y

0.399

#### COLOUR TEMPERATURE

2790 K (max)

#### CRI

95

#### LIGHT DIRECTION

All directions

**LIGHT OUTPUT**

2790 lm

**R9**

76.7

**DIMMING & LIGHTING CONTROL**

DALI dt6, 0-10V, Wireless Wall Switch, Push / Pulse dim  
on Line Voltage, Mains / ELV dimming is not possible

*See last page for more information about the dimming possibilities.*



## *Dimming & Lighting Control*

### *DALI dt6*

The luminaire is dimmable by integrating it into a DALI network. This is an universal and professional standard in home automation systems with endless control possibilities and ease. We advise to hire a professional to integrate the luminaire into your DALI network.

Compatible models: 45 CCC, 45 CE, 45 UL, 63 CCC, 63 CE, 63 UL

---

### *0-10V*

The luminaire is dimmable by using an either internally mounted or externally placed 0-10V dimmer switch. 0-10V is a dimming system widely used in some parts of the world, for example in North-America. This method will need its own wiring. Dimming quality is perfect, without flicker, the range can be limited and the luminaire can be dimmed to off.

Compatible models: 45 CCC, 45 CE, 45 UL, 63 CCC, 63 CE, 63 UL

---

### *Wireless Wall Switch*

With our Wireless Wall Switch, you'll have full control over your Moooi lighting design with one touch. Our Wireless Wall Switch comprises two components, a wall switch and radio device to put in the canopy of your Moooi lighting design. The wall switch can be integrated in System 55 or Decora style wall switches. The Wireless Wall Switch communicates via Bluetooth with the radio device in the luminaires canopy. Within moments you can enjoy full and fluent dimming, all the way to dark.

Compatible models: 45 CCC, 45 CE, 45 UL, 63 CCC, 63 CE, 63 UL

---

### *Push / Pulse dim on Line Voltage*

The luminaire is dimmable by using an external momentary switch or pushbutton switch. The switch is usually mounted on an existing wall socket. In some cases a Phase or Control wire needs to be added to your home's wiring. The switch should be suitable for use with line voltage and of the type 'normal off - momentary on'. The luminaire dims perfectly when the switch makes and holds contact. A short press switches between on and off.

Compatible models: 45 CCC, 45 CE, 45 UL, 63 CCC, 63 CE, 63 UL

---

### *Mains / ELV dimming is not possible*

Mains and/or ELV dimming is not possible. The wireless wall switch is advised for dimming in this case.

Compatible models: 45 CCC, 45 CE, 45 UL, 63 CCC, 63 CE, 63 UL

---