

LUNA FIRE

3.5" Fire-rated, Trumpet/Designer, 1000 Lumens,
9/12 Watts, Color Selectable, 120-277VAC, TRIAC/
ELV/0-10V

Recessed Downlighting

Job Information		
Project Name		Type
Location		
Quantity		Date
Contact/Phone		
Notes		

Features

Body

Fire-rated steel and aluminum construction with regressed designer or trumpet designs. Includes built-in driver.

LED Characteristics

This fire-rated application light fixture features an LED module that maintains uniform intensity producing up to 1000 lumens; with a typical CRI of 90. On-fixture color selectable switch allows switching between 2700 K, 3000 K, 3500 K, 4000 K and 5000 K color temperatures.

Dimming

100%-1% dimming capability. This fixture is compatible with industry standard forward-phase / reverse-phase, TRIAC/ELV and 0-10V dimmers (contact factory for list of compatible dimmers).

Beam Spread

20° and 40° beam spread options.

Mounting

Hanger bars (included) – Rigid hanger bars extend up to 25" (635mm). Score lines on the hanger bars allow for tool-less shortening down to 12" (305mm). Built-in line-up foot allows for accurate housing height during installation. Integrated T-bar clips easily snap onto T-bars. Max ceiling thickness 2".

LED Driver

12 Watt or 9 watt dimmable class II electronic LED driver with 100-277V AC input. Includes connector between driver and fixture approved for use in fire-rated applications, plenums and suspended ceilings.

Terminals

Bare leads, 18 AWG on all leads, 22 AWG on 0-10V dimming wires.

Operating Temperature

-20°C~40°C (-4°F~104°F)

Environment

- 2-Hour Fire-rated.
- Suitable for wet locations.
- Approved for direct contact with insulation.

Approvals


- UL 1598 / CSA C22.2#250.0 - Type IC / Non-IC
- UL 263 / ULC-S101 - Building Construction Material
- UL2108 - Low Voltage Lighting
- CSA C22.2 #250.2
- ASTM E283 - Air Tight
- ASTM E119
- Energy Star
- JA8

SPECIFICATION

Application	Ceiling Recess Mount
Approved Location	Fire Rated
Beam Angle	20° / 40°
CCT (color selectable)	2700 K / 3000 K / 3500 K / 4000 K / 5000 K
Certification	cETLus
Class II	Yes
Color	BK / WH
CRI	90
Dimming	Yes
Dimming Tech	Forward/reverse-phase TRIAC/ELV/0-10V
Energy Star	Yes
Hole Cut	Ø 3 3/8" (92mm)
Input	100-277V AC, 50 / 60Hz
Lumens	Up to 1000
Lumens per Watt	Up to 83
Power Factor	0.9
Projected Life	70% @ 50,000 hrs
Warranty	Lifetime
Wattage	9W / 12W

LUMEN OUTPUT

CCT	9W	12W
2700 K	640	830
3000 K	670	875
3500 K	710	950
4000 K	750	1,000
5000 K	750	1,000

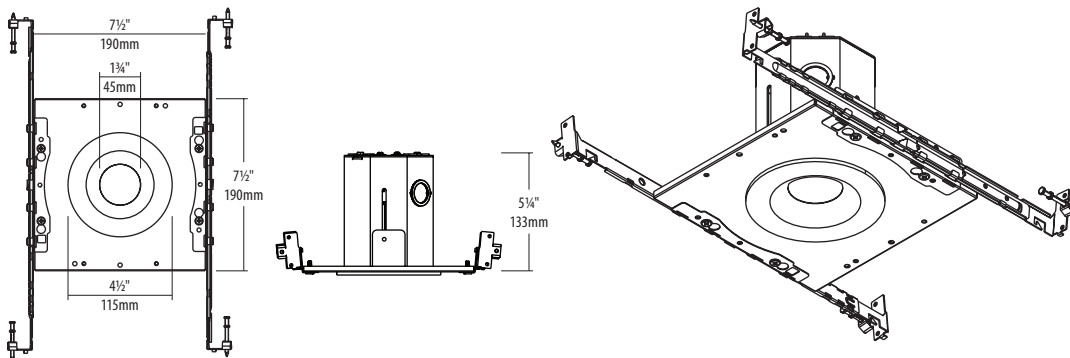


Description


The LUNA Fire meets UL 1598 / 2108 / 263, CSA C22.2 #250.0 / 250.2, and ULC-S101 safety and building construction requirements granting inherent 2-hour fire-rated protection. It is recommended to be used with fire rated caulking around the trim for a complete fire rated barrier.

Evolved to be a flexible, low-glare, and aesthetically pleasing luminaire, the LUNA Fire Rated Series offers contractors, builders, homeowners and designers, a fixture with regressed optics and color selectable CCT ability, that meets fire-rated applications in both commercial and residential spaces.

Technical Drawings





Ordering Guide

	Wattage	Shape	Color Temp	Beam	Optics	Voltage	Control	Trim Color	Mounting & Shipping
RA35 -									
 Highlighted option denotes QuickShip.	12 : 12W (1000lm) 9 : 9W (750lm)	FR : Fire Regressed FT : Fire Trumpet	Leave blank for color selectable (2700K-5000K) D : DTW	N : Narrow (20°) M : Medium (40°)	Leave blank for clear lens 1 : Softening lens 2 : Linear lens	1 : 120-277V 3 : 347V ¹	Leave blank for TRIAC/ELV/0-10V, 120-277V T : TRIAC/ELV, 120V ³ B3 : Rated -40°C, 0-10V, 347V Input ^{1,2} E : Lutron ECO ² EM : Remote backup ² DX : DMX ² DA : DALI 2.0 ² EC : Encelium ²	BK : Black WH : White	1 : New Construction Ship Complete 2 : New Construction Ship rough-in with driver first 3 : Chicago Plenum Ship complete 4 : Chicago Plenum Ship rough-in with driver first

Notes:
¹ 347V Voltage only used with 'B3' Control option. ² Remote mounting required. ³ Only available with 12W.
QuickShip option is available on orders of 100 pieces or less. QuickShip lead time may vary for orders greater than 100 pieces. No additional shipment rates apply. Subject to availability.
For additional options please consult your Liteline representative. Due to our continued efforts to improve our products, product specifications are subject to change without notice.

Accessories

- 

LC-CRTL-3WAY-1
OnCloud Smart Wi-Fi 3-Way Switch, compatible with WIZ App.
- 

LC-CRTL-DIM-1
OnCloud Smart Wi-Fi dimmer, 120V, compatible with WIZ App.

Product Transparencies

We care about the materials and substances in our product. We try to minimize harmful substances for health and environment. Our product supports healthy living with Circadian cycle, color changing and quality light. We use standards like the Health Product Declaration® Collaborative platform to disclose our product ingredients and help make a healthier world. But we do not guarantee that our product has no substances that may cause problems for some people or places. Please use our product safely and follow the instructions and warnings. Most of our products are 95% recyclable and we support recycling and Circular Economy standards. Recycling may reduce environmental impact, please dispose of our product properly and legally.