

Project		Catalog #		Type	
Prepared by		Notes		Date	



Fail-Safe CVEN2 Comforting Views Enhanced

2x2, 2x4, 4x4 - Recessed Ceiling
Visual Therapy
Behavioral Health

Typical Applications:

Healthcare • Lobbies • Education • Entertainment • Commercial • Retail


Product Certification



Product Features



Image Selection Examples



See pages 5-11 for complete image selection.

Interactive Menu

- Order Information page 2
- LK2 Lift Kit Options page 3
- Dimensional and Mounting Details page 4
- Image Selection page 5-11
- Product Warranty

Top Product Features

- Choose from over 100 standard comforting views images
- Customer furnished images, for the personal touch
- Choose the lift kit (LK2) to elevate the image(s) 2" above the ceiling line - for a "sky light" effect
- IP65 ingress protection available, for use in sterile environments
- Single image can be maintained across multiple luminaires – scalable
- Image is UV printed on the back-side of acrylic or polycarbonate, for easy cleaning and wipe-down
- Options to meet Buy American Act requirements



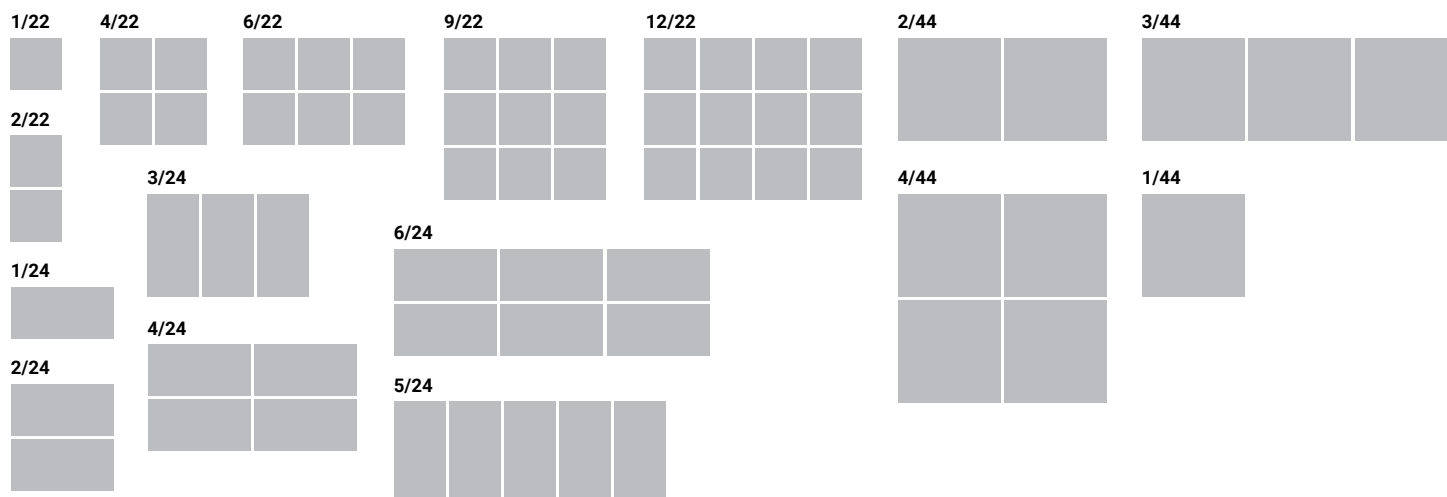
Order Information

SAMPLE CATALOG LOGIC: **CVEN2-44-UNV-EDC1-AC/MTN106-1/44**
CVEN2-22-UNV-EDD1-AC/FLWR111-4/22-LK2/BLPCC/IP65
CVEN2-24-UNV-EDC1-PC/PALM105-1/24-MHC-IP65

Domestic Preferences ⁽¹⁾	Product Family	Size	Voltage	Driver	Image Number ⁽⁷⁾		
[Blank] =Standard BAA =Buy American Act	CVEN2 =Comforting Views Enhanced	22 =2' x 2' 24 =2' x 4' 44 =4' x 4'	UNV =120-277V	[Blank] =Selectable lumens, 10% dimming ^{(3), (4)} EDC1 =Electronic driver, single circuit, non-dimming ⁽⁵⁾ EDD1 =Electronic driver, single circuit, dimming 10% ⁽⁵⁾ ED1D1 =Electronic driver, single circuit, dimming 1% ⁽⁵⁾ SLTD1 =Fifth Light DALI driver, dimming 5% ^{(2), (5)}	AC =Image printed on 0.125" thick, acrylic lens PC =Image printed on 0.125" thick, polycarbonate lens		
					CLOUD NIGHT FLWR TREE PALM MTN WATER	101 102 103 104 105 106 107 108	109 110 111 112 113 114 115
					Example: CLOUD112, WATER105, PALM107		
Notes (1) Only product configurations with this designated prefix are built to be compliant with the Buy American Act of 1933 (BAA). Please refer to DOMESTIC PREFERENCES website for more information. Components shipped separately may be separately analyzed under domestic preference requirements.				Notes (2) 2x2 fixtures with the SLTD driver option will be 3900 lumen. (3) Only available in 2' x 2' and 2' x 4' sizes. For 4' x 4', please specify driver. (4) Low/Med/High lumen outputs: 2x2- 2700-5000 lumens, 2x4 3000-6900 lumens. 3 CCT Selectable, 3500K, 4000K, 5000K (5) Fixture comes 4000K CCT standard. Please contact Fail-Safe Technical Support for any additional CCT options.	Notes (7) Luminaires can be ordered in configuration with lens attached, or can be ordered in configuration with lens being shipped on separate line item. (please see below for ordering logic examples) Example Ordering Logic - Fixture With Lens: CVEN2-24-UNV-EDD1-AC/TREE101-4/22 = This is one set of the 4/22 configuration, consisting of (four) 2'x2' fixtures with the lens attached, this 4/22 configuration will create the TREE101 image with overall dimension of 4'x4'.		

Configuration ⁽⁸⁾ (See below)	Options	Accessories (Order Separately) ⁽¹³⁾
1/22=(1) 2x2 1/24=(1) 2x4 1/44=(1) 4x4 2/22=(2) 2x2 2/24=(2) 2x4 2/44=(2) 4x4 4/22=(4) 2x2 3/24=(3) 2x4 3/44=(3) 4x4 6/22=(6) 2x2 4/24=(4) 2x4 4/44=(4) 4x4 9/22=(9) 2x2 5/24=(5) 2x4 12/22=(12) 2x2 6/24=(6) 2x4	[Blank] =Image printed on acrylic, 0.125" thick MHC =Mental Health Compliant (hard ceilings or walls only) ⁽¹³⁾ IP65 =IP65 Rated, image/luminaire flush to ceiling line Lift Kit: LK2 =Lift Kit 2" above ceiling ⁽⁹⁾ LK2/IP65 =Lift Kit, 2", IP65 ⁽⁹⁾ Lift Kit / Bottom Clear Lens: LK2/BLACC =Lift Kit, 2", clear bottom acrylic lens LK2/BLPCC =Lift Kit, 2", clear bottom polycarbonate lens ⁽¹⁰⁾ LK2/BLACC/IP65 =Lift Kit, 2", clear bottom acrylic lens, IP65 LK2/BLPCC/IP65 =Lift Kit, 2", clear bottom polycarbonate lens, IP65 ⁽¹⁰⁾	MSC4-PK =Mounting Security Clips. Use to secure fixture to grid or to attach tie-wires. DFCL-2448W-U =2' x 4' gasketed drywall framing kit. Ships with gasket to be applied in field. Cut out dimension 24.25" x 48.25" DFCL-2424W-U =2' x 2' gasketed drywall framing kit. Ships with gasket to be applied in field. Cut out dimension 24.25" x 24.25" DFCL-4848W-U =4' x 4' gasketed drywall framing kit. Ships with field installed gasket. Cut out dimensions 48.25" x 48.25"
Notes (8) Luminaires can be ordered in configuration with lens attached, or can be ordered in configuration with lens being shipped on separate line item. (please see below for ordering logic examples) Example Ordering Logic - Fixture With Lens: CVEN2-24-UNV-EDD1-AC/TREE101-4/22 = This is one set of the 4/22 configuration, consisting of (four) 2'x2' fixtures with the lens attached, this 4/22 configuration will create the TREE101 image with overall dimension of 4'x4'. Example Ordering Logic - Lens On Separate Line: LNS-CVEN2-24-2-AC/TREE101-4/22 = Lens ordered on separate line item from the fixtures, will consist of (four) 2'x2' lens, which creates the TREE101 image in the 4/22 configuration.	Notes (9) Fixture will come with a factory installed lift kit to provide a 2" elevated recessed CVEN2. (10) Meets IK10 rating. (11) Ordering the MHC option allots fixture to meet mental health compliance requirements. Factory installed DFVR. Includes four brackets to secure luminaire to the ceiling structure. IP66 and IK10 standard. MHC only available for 2'x2' and 2'x4' form factors. (12) IP66 standard with DFVR/CVEN2 drywall kit. IP66 rating also includes IP65 rating, as IP66 testing requirements are stricter than IP65 requirements. (13) Factory installed DFVR kit attached to the CVEN2 - not available with LK2 option.	Notes (13) Accessories sold separately will be separately analyzed under domestic preference requirements. Consult factory for further information.

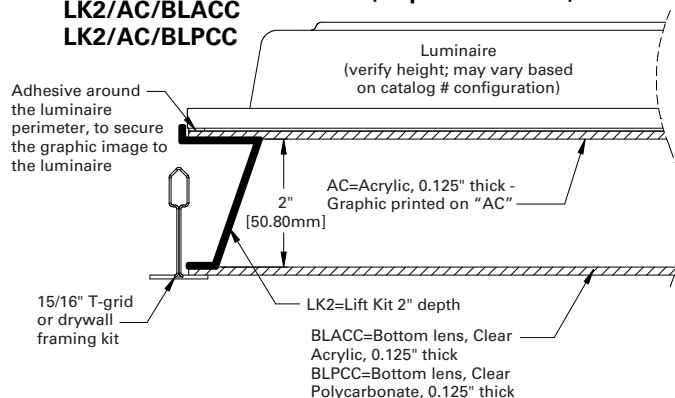
Configuration Examples



BEHAVIORAL HEALTH / LIGATURE RESISTANT

① Lift kit with Clear Acrylic or Polycarbonate bottom lens (ships with fixture)

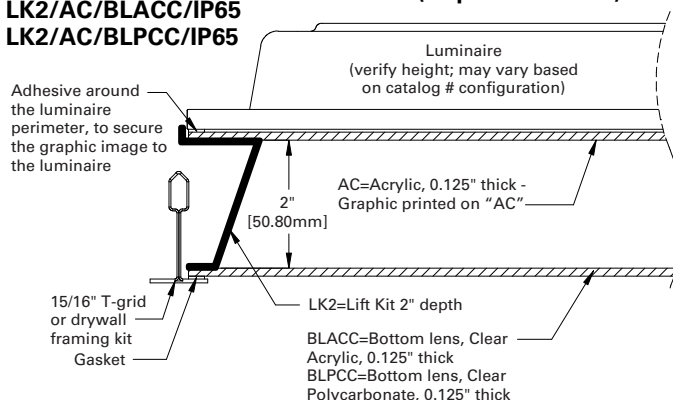
LK2/AC/BLACC
LK2/AC/BLPCC



STERILE ENVIRONMENTS

② Lift kit with Clear Acrylic or Polycarbonate bottom lens - IP65 (ships with fixture)

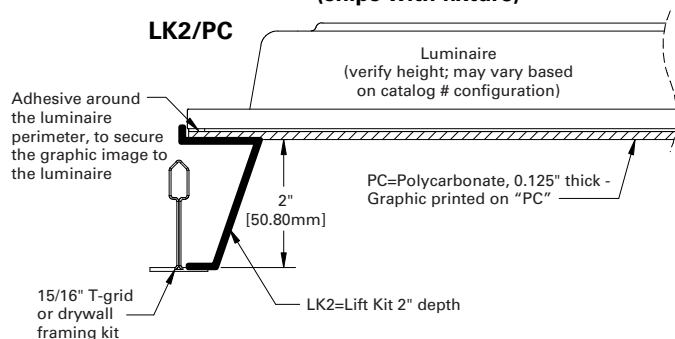
LK2/AC/BLACC/IP65
LK2/AC/BLPCC/IP65



HIGH ABUSE

③ Lift kit, image printed on Polycarbonate lens (ships with fixture)

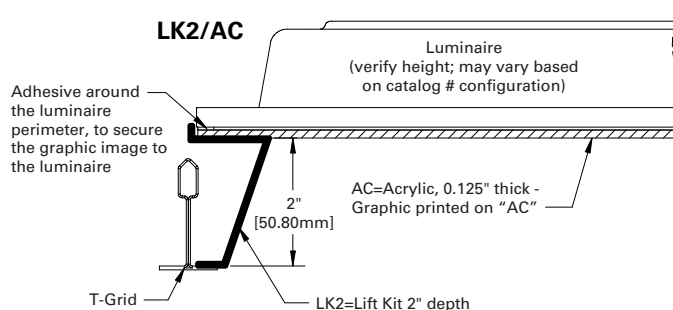
LK2/PC



GENERAL APPLICATION

④ Lift kit, image printed on Acrylic lens (ships with fixture)

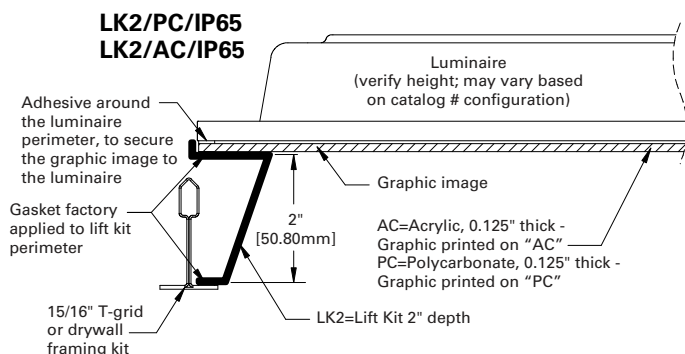
LK2/AC



STERILE ENVIRONMENTS

⑤ Lift kit, no bottom lens, Gasketed, IP65 (ships with fixture)

LK2/PC/IP65
LK2/AC/IP65



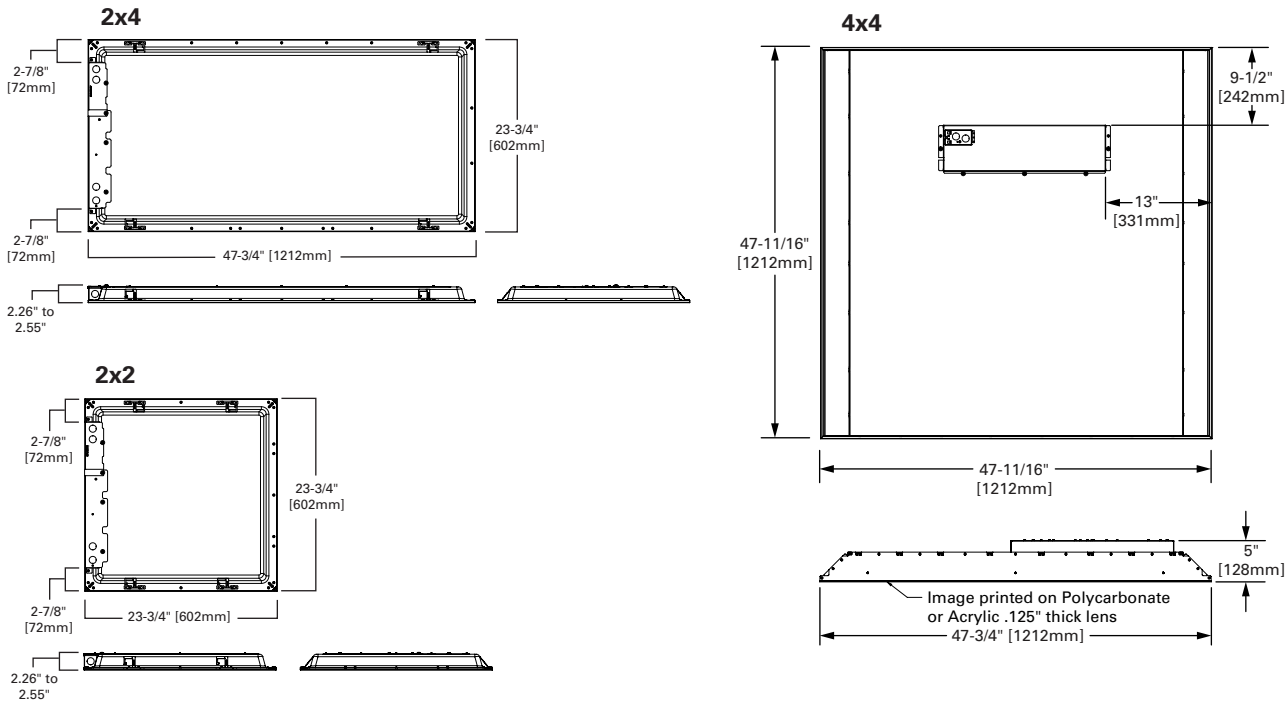
BEHAVIORAL HEALTH / LIGATURE RESISTANT



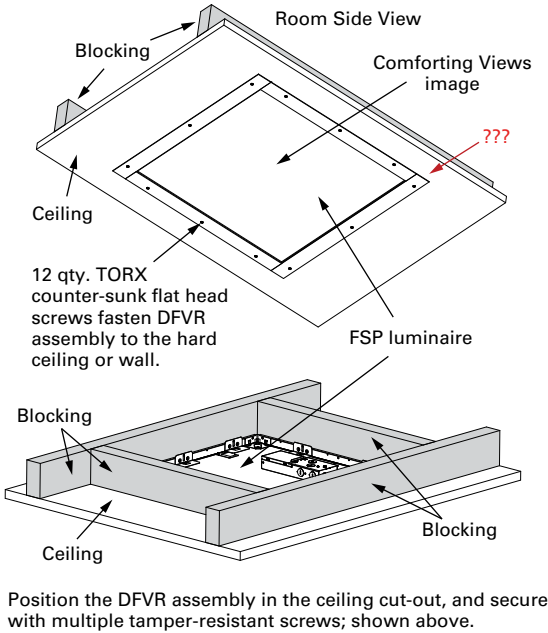
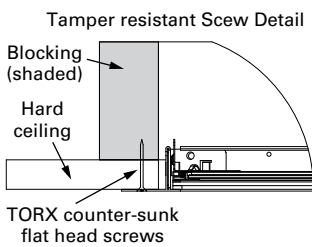
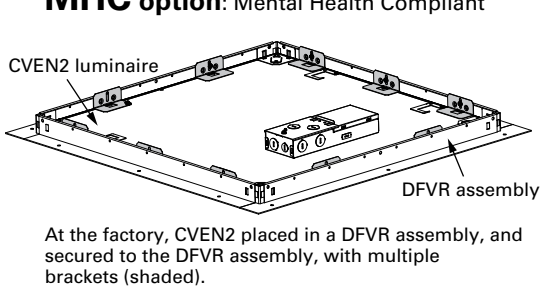
(4) 2x2 Comforting Views with a LK2/CP125 option to make a single continuous cloud view. Ideal for behavioral health applications.

LK2/AC/BLPCC

Dimensional and Mounting Details



MHC option: Mental Health Compliant



MENTAL HEALTH COMPLIANT FEATURES / BENEFITS			
Aesthetics	Construction / Versatility	Patient Safety / Robustness	
Architectural matte white paint, standard	IP65 rating available (under covered ceiling)	Anti-microbial finish, available	IK10 impact resistant, standard
All countersunk fasteners on the show surface, painted matte white	Ceiling or wall mount	Flush fasteners, standard	Heavy gauge extruded aluminum frame
Custom colors available	Shipped assembled, ready for install	Tamper resistant, T20 Torx fasteners	Multiple attachment points, minimum 12" spacing
		Clear bottom polycarbonate lens, 0.125" thickness minimum	

Image Selection - Clouds

CLOUD101



CLOUD102



CLOUD103



CLOUD104



CLOUD105



CLOUD106




CLOUD107



CLOUD108



CLOUD109



CLOUD110



CLOUD111




CLOUD112




CLOUD113



CLOUD114



CLOUD115



Configuration Examples

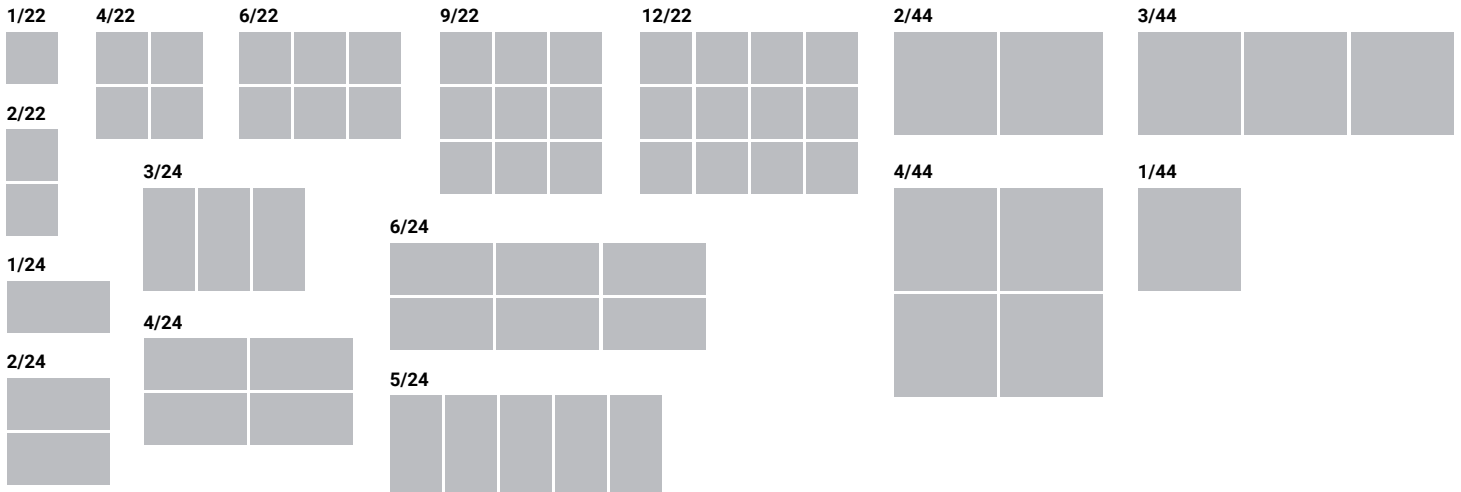


Image Selection - Night Sky

NIGHT101



NIGHT102



NIGHT103



NIGHT104



NIGHT105



NIGHT106



NIGHT107



NIGHT108



NIGHT109



NIGHT110



NIGHT111



NIGHT112



NIGHT113



NIGHT114



NIGHT115



Configuration Examples

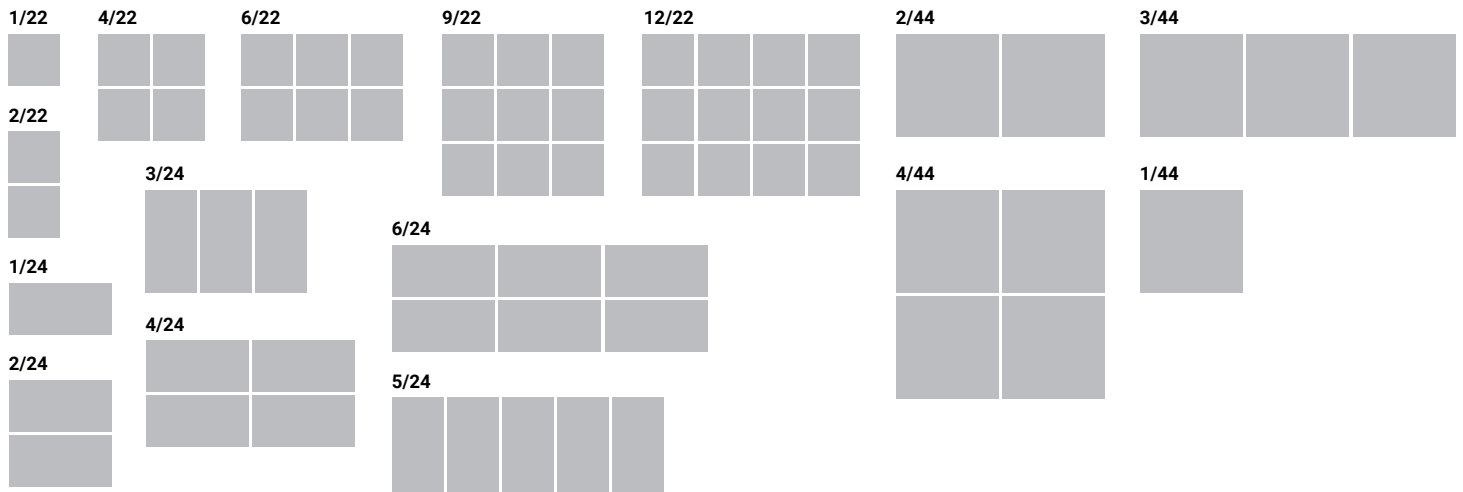


Image Selection - Flowers

FLWR101



FLWR102



FLWR103



FLWR104




FLWR105



FLWR106



FLWR107



FLWR108



FLWR109



FLWR110




FLWR111



FLWR112




FLWR113



FLWR114



FLWR115



Configuration Examples

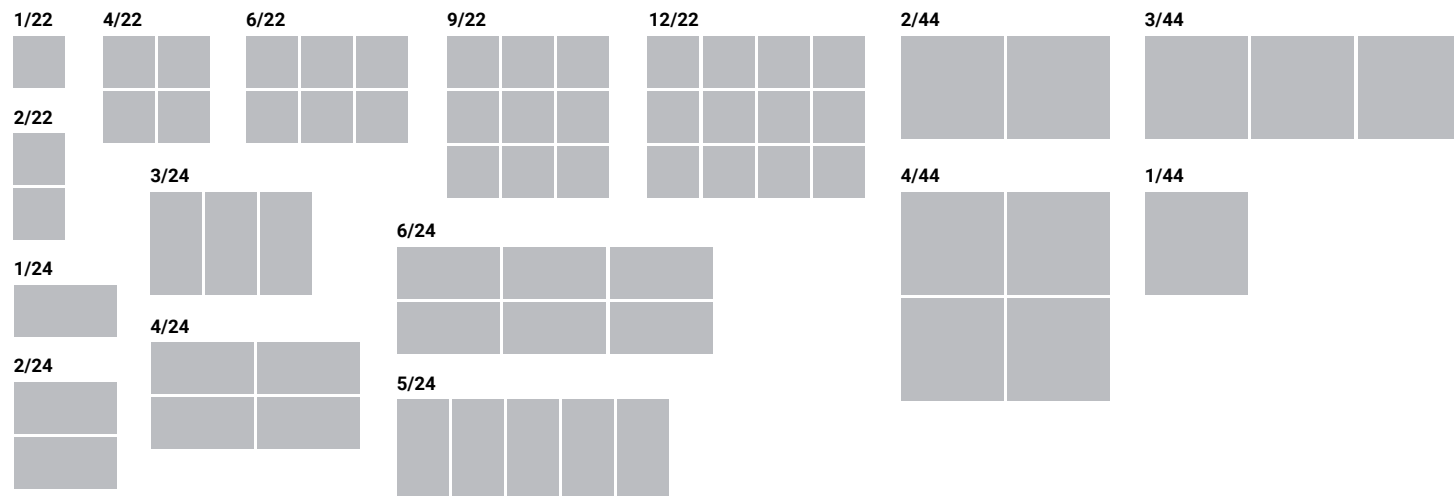



Image Selection - Trees


TREE101



TREE102




TREE103




TREE104




TREE105




TREE106




TREE107




TREE108




TREE109



TREE110




TREE111




TREE112




TREE113



TREE114



TREE115



Configuration Examples

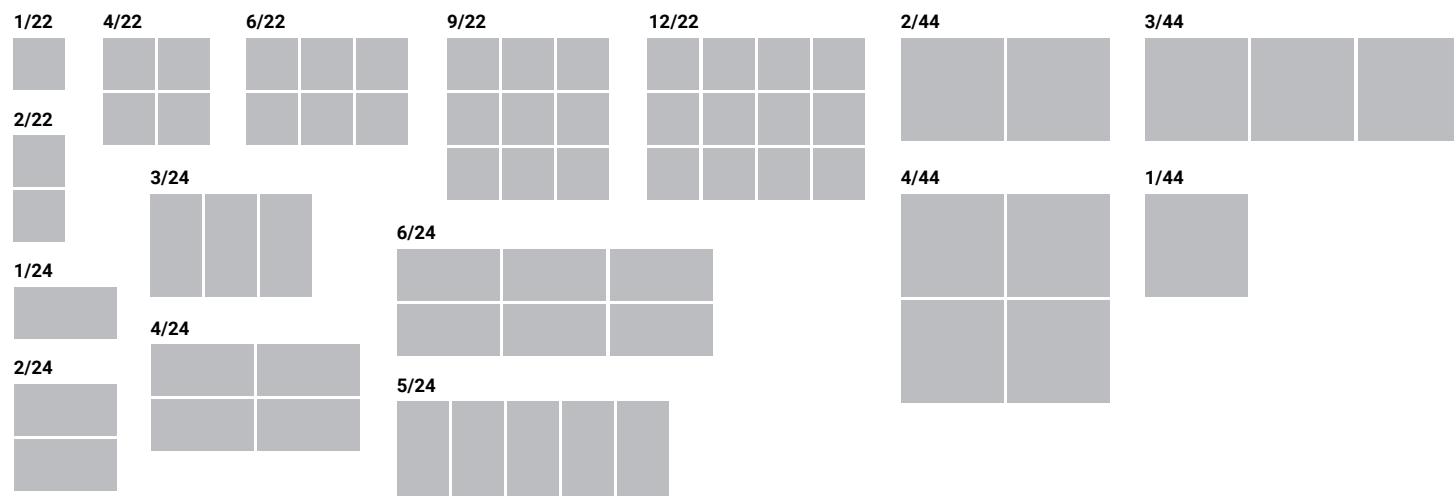



Image Selection - Palms/Palm Trees

PALM101



PALM102



PALM103




PALM104




PALM105




PALM106



PALM107




PALM108




PALM109



PALM110




PALM111




PALM112



PALM113



PALM114



PALM115



Configuration Examples

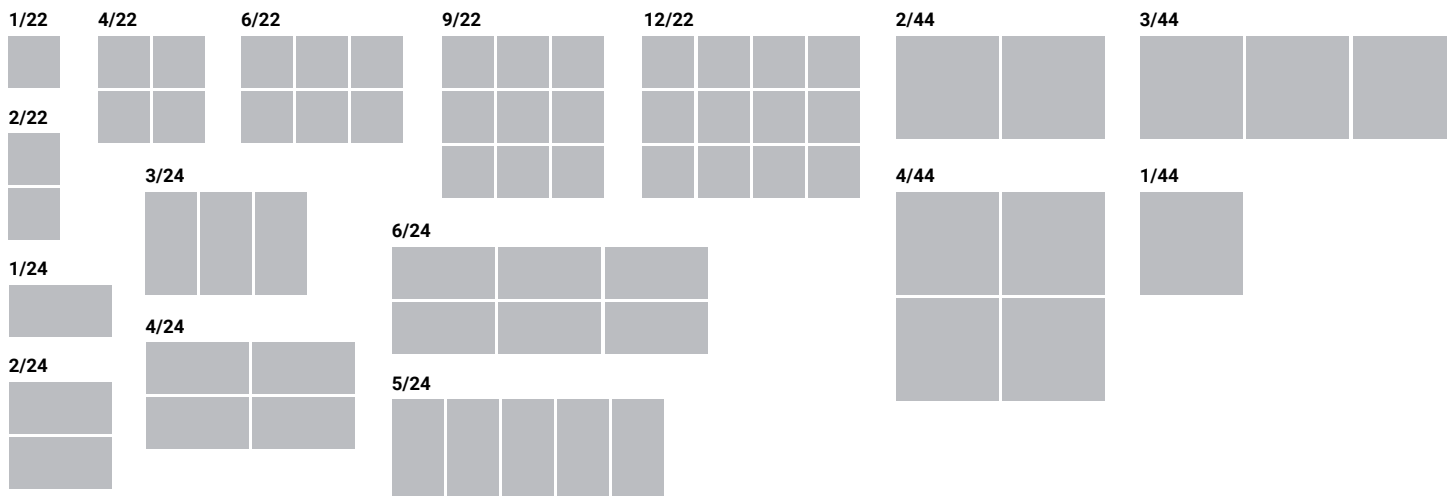



Image Selection - Mountains

MNT101




MNT102



MNT103



MNT104



MNT105



MNT106



MNT107



MNT108



MNT109



MNT110



MNT111



MNT112



MNT113



MNT114



MNT115



Configuration Examples

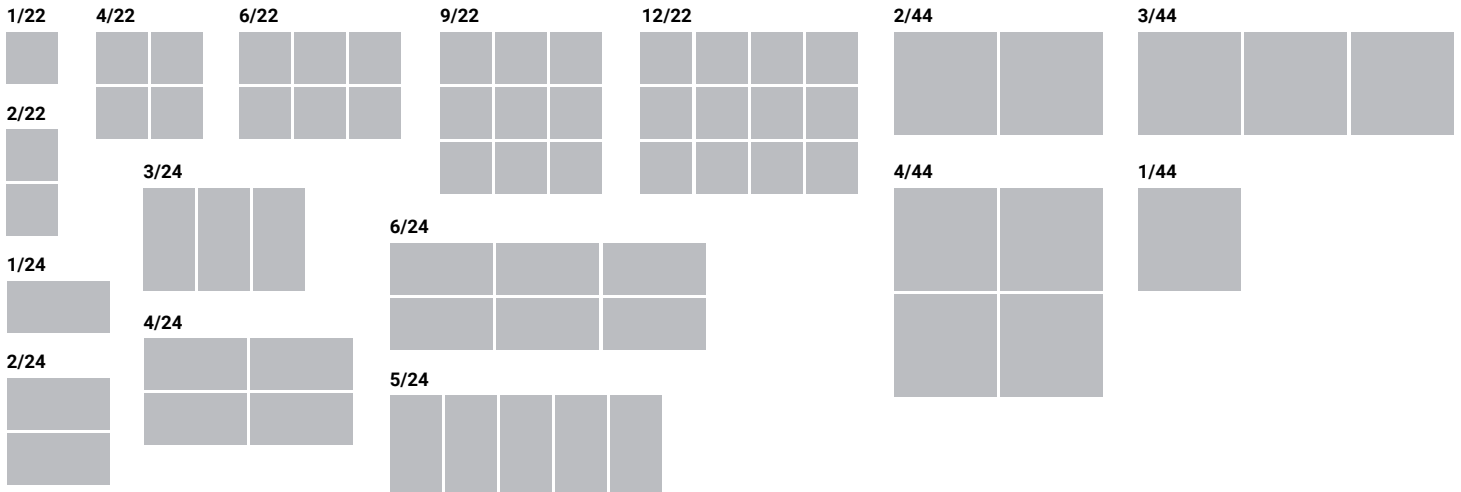


Image Selection - Underwater

WATER101



WATER102



WATER103



WATER104



WATER105



WATER106




WATER107




WATER108




WATER109



WATER110




WATER111



WATER112



WATER113



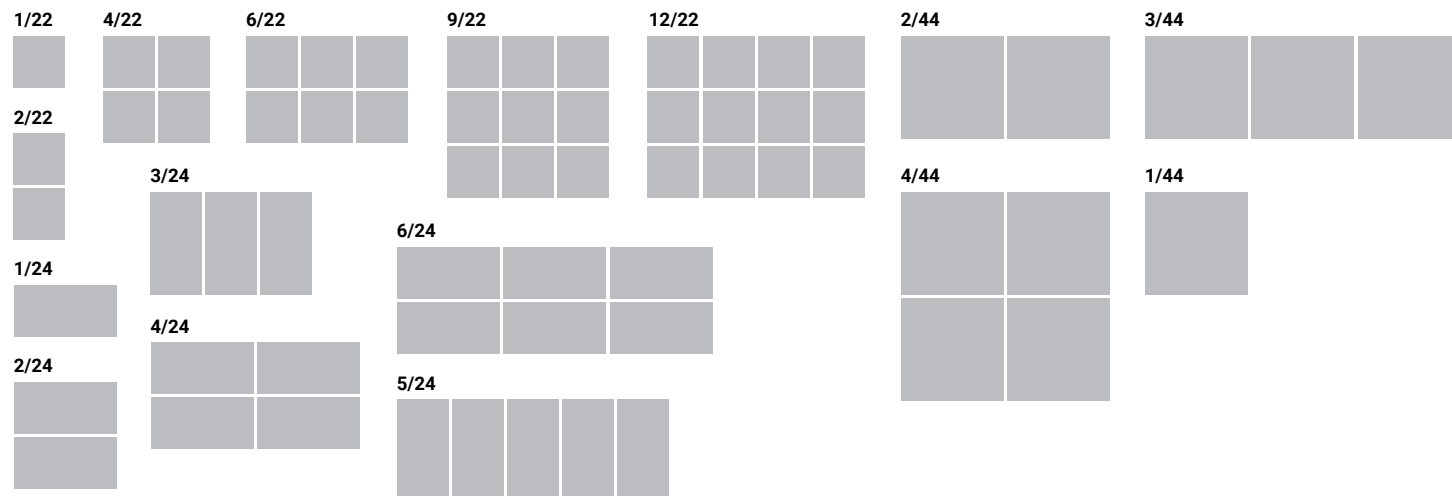
WATER114



WATER115



Configuration Examples



Product Specifications

Construction

- Robust die-formed steel back plate is post-painted to ensure durability
- Housing is absent of holes to resist debris/bug intrusion
- Aluminum door frame with a lens that seals the fixture shut

Mounting

- Integral grid clips provided and include suspension/wire retention features
- Junction box constructed of code gauge galvanized steel with access plate
- Multiple 7/8" KOs provided

Materials

- Constructed of 2x2, 2x4, or 4x4 luminaire, a 1.75" deep grid riser, and an acrylic or polycarbonate lens

Optical Shielding

- High quality acrylic or polycarbonate photographic lens, 0.125" thick. Choose from standard images (pages 3-9), or provide a custom digital image (minimum resolution requirement is 300 x 300p), or reference a readily available, non-proprietary public image.
- Micro-optics enable uniform distribution of the LEDs for uniform lens illumination

LEDs

- 4000K color temperature, with minimum 80CRI
- 3400 initial lumens (2x2); 6700 initial lumens (2x4); 10,000 initial lumens (4x4)
- Selectable driver comes with field selectable CCT options in 3500K, 4000K, and 5000K.

Driver

- Electronic, 0-10V 1% dimming available.

Compliance

- cULus listed for 25C ambient environments, indoor applications
- IC rated for direct insulation contact
- Wet location listed, under covered ceiling
- IESNA LM-79 and LM-80 standards compliant
- Suitable for State of California Title 24 high efficacy luminaire
- FCC part 15 class B (residential) compliant with standard 10% dimming driver
- Meets IP65 or IP66 rating from the room side, when specified in catalog logic
- Meets ISO5 when specified in catalog logic
- Meets IK10 when specified in catalog logic
- Meets Mental Health compliance when specified in catalog logic

Warranty

- Five year warranty
- Ten year extended warranty available