

LUMINIS[®]



HOLLOWCORE

Light Presented Differently



A CLASSIC SHAPE MODERNIZED

Hollowcore brings a whole new dimension to the classic high bay shape that has been so familiar for decades. With its modern shape and clean aesthetic, Hollowcore is suitable for both traditional high bay applications and more contemporary spaces. And, because of its attractive hollow center, it can be installed as a low bay and viewed from mezzanines and upper floors.



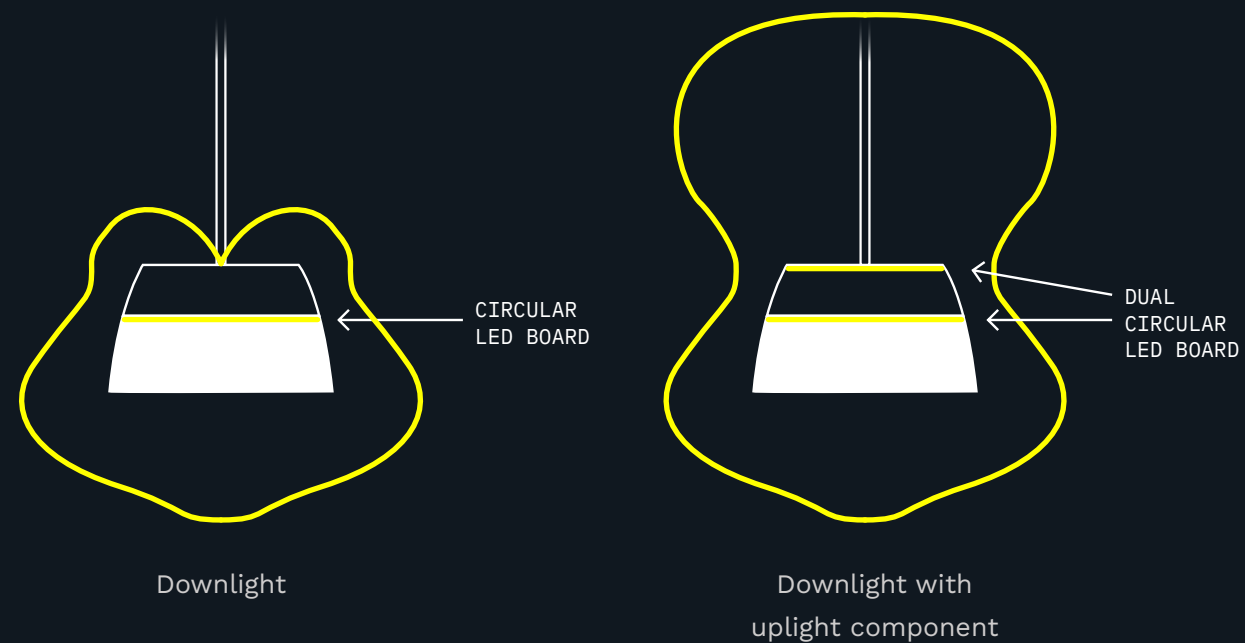
RE-INVENTING THE HIGH BAY

Hollowcore is a re-think of the traditional high bay pendant. Advanced LED technology has enabled the central light source and apparatus commonly used with traditional high bays to be removed. Instead, Hollowcore is designed around a circular LED light engine, enabling an airy open center concept. Not only does the open center concept make Hollowcore aesthetically attractive from above or below, it also enables full control of emitted light.



OPTICS AND PERFORMANCE

With a unique circular LED light engine, advanced optics and lens, Hollowcore produces all the output expected from a high bay while delivering light exactly where needed.



Batwing distribution with high vertical foot candle eliminates cave effect.





DESIGN VERSATILITY

Hollowcore is available with a high efficiency lens or aluminum reflector, enabling the desired look to be achieved in any setting.

Available in a range of color temperatures from 2700K to 4000K, Hollowcore produces light that is distinct for any application whether it be corporate, retail, educational or hospitality.

An optional independently controlled uplight component is also available to provide additional upward illumination or to highlight ceilings.



Downlight



Downlight with
uplight component

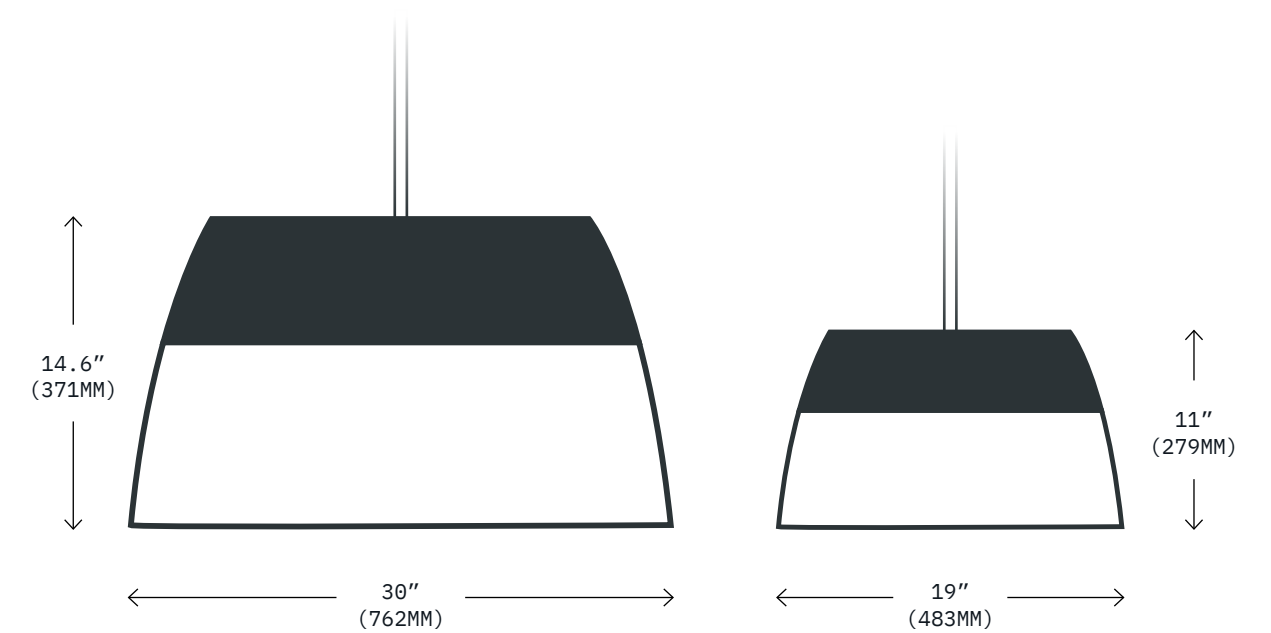




SCALE UP

Hollowcore rises to the challenge of lighting bigger spaces with a 30" diameter version.

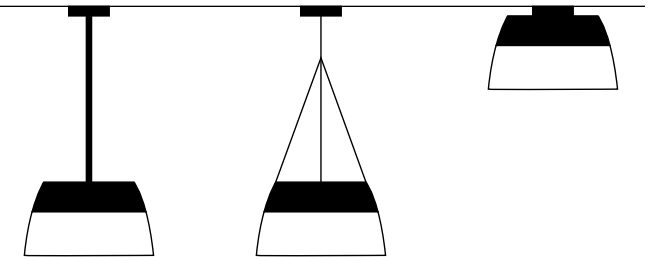
Delivering ample lighting power while making a statement with its good looks and open core it is well-proportioned for larger environments.





FEATURES & OPTIONS

Mounting











Standard features

- 19” or 30” diameter
- 0-10V dimming-ready driver
- 4000K CCT/80CRI
- Integral driver
- 60,000hrs lifetime
- UL listed damp location
- 5-year warranty

Options

- DMX/RDM control dim to dark 1-10%
- 360° PIR motion sensor
- Dual switch for downlight and uplight
- Remote emergency battery backup
- Integral battery backup
- 2700K, 3000K, 3500K and 4000K CCT

Standard colours

 Jet Black (BKT)	 Bronze (BZT)	 Champagne (CHT)	 Gun Metal (DGT)
 Titanium Gray (GRT)	 Matte Silver (MST)	 Steel Gray (SGT)	 Snow White (WHT)

*Custom colors available



SEPT2025 — Luminis is a registered trademark.

HOLLOWCORE

260 Labrosse, Pointe Claire
QC H9R 5L5

514-683-3883
1-866-586-4647

info@luminis.com

LUMINIS.COM

