

2026

LED Guide

Specialty Lighting Division



E.B. Horsman & Son
The Electrical Distributor of Choice!



ALBRITE

Smarter Light in Every Space
A brand of E.B. Horsman & Son

British Columbia: Burnaby | Campbell River | Courtenay | Cranbrook | Dawson Creek | Duncan | Kamloops | Langley
Parksville | Penticton | Prince George | Richmond | Surrey | Terrace | Vernon | Victoria | Williams Lake
Alberta: Calgary | Edmonton **Saskatchewan:** Saskatoon
Distribution Centres: Surrey | Edmonton

EB HORSMAN LIGHTING GUIDE

This guide features a selection of LED luminaires available at EB Horsman. If the product you are interested in, is not in stock at your local EBH location, it can be shipped to any branch from one of our central distribution centres within 1-3 days.

EB HORSMAN REWARDS

Powered by AD Rewards

Earn Points & Collect Rewards

Most products in the LED guide are part of the EB Horsman Rewards program. Earn points on lighting fixtures from participating suppliers and redeem them for sporting goods, travel vouchers, tech gadgets, housewares, gift cards, and more.

Creating an account is free! Don't miss out—sign up today at ebhorsman.com/customers/rewards



RATING LEGEND










-  IP65 Rated
-  Damp Location Rated
-  Wet Location Rated
-  NEMA 4X Rated
-  CCT Colour Selectable
-  Lumen Selectable
-  IC Rated
-  National Sanitation Foundation (NSF)
-  Smart Lighting

TABLE OF CONTENTS

Downlights	3
Troffers	8
Highbays	11
Strips, Vaportites, & Wraps	14
Wall Packs	18
Flood & Canopy	23
Ceiling & Wall	26
Industrial	29
Area & Roadway	32
Lamps, Drivers, & Tape	35
Controls	37
Emergency	39
EV Charging	42

FEATURED SUPPLIERS



DOWNLIGHTS



In stock

COMMERCIAL DOWNLIGHT

TECHNICAL INFORMATION

Part #	CR4RLMCCT series
Sizes	4", 6", 8", 10"
Colour Temperature	30K/35K/40K
CRI	90
Average Life	50,000 hrs



Lightolier



In stock

GIMBAL DOWNLIGHT

TECHNICAL INFORMATION

Part #	RDL4G-LED12-A-VK-WHT-TRIAC
Sizes	4"
Colour Temperature	27K/30K/35K/40K/50K
CRI	90
Average Life	>100,000 hrs



RAB



In stock


DIMMABLE LED DOWNLIGHT

TECHNICAL INFORMATION

Part #	CDU8R-G2-PS3Q/3CWH (69095)
Sizes	8"
Colour Temperature	30K/35K/40K
CRI	80+
Average Life	50,000 hrs



Stanpro



In stock


SLIM SURFACE MOUNT ROUND LED DOWNLIGHT

TECHNICAL INFORMATION

Part #	JBD4079FS1EWH
Sizes	4"
Colour Temperature	27K/30K/35K/40K/50K
CRI	90+
Average Life	50,000 hrs



Halo



In stock

LED DOWNLIGHT DUAL SELECT

TECHNICAL INFORMATION

Part #	DL4R7ESCT1W series
Sizes	3", 4", 6"
Colour Temperature	27K/30K/35K/40K/50K
CRI	90
Average Life	50,000 hrs



Lightolier



In stock

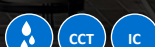
SLIMLED PLUS RECESSED DOWNLIGHT

TECHNICAL INFORMATION

Part #	SLM4-12W-CCT-WH
Sizes	4"
Colour Temperature	27K/30K/35K/40K
CRI	90
Average Life	50,000 hrs



Liteline



In stock

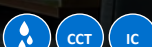
CANLESS LED DOWNLIGHT 12 BULK PACK

TECHNICAL INFORMATION

Part #	HLBE4069301EMWR-12PK
Sizes	4"
Colour Temperature	30K
CRI	90
Average Life	35,000 hrs



Halo



In stock

ROUND BAFFLE SLIM LED DOWNLIGHT

TECHNICAL INFORMATION

Part #	DBR40-S1W
Sizes	4"
Colour Temperature	27K/30K/35K/40K/50K
CRI	>90
Average Life	50,000 hrs



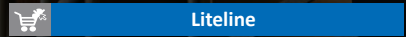
Leviton

*When you see the term "series" in this guide, it indicates that multiple variations or options are available under that part number.

SLIMMED ORIGINAL
RECESSED DOWNLIGHT



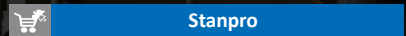
TECHNICAL INFORMATION	
Part #	SLM4-CCT-WH
Sizes	4"
Colour Temperature	27K/30K/35K/40K/50K
CRI	90
Average Life	50,000 hrs



REGRESSED LED DOWNLIGHT



TECHNICAL INFORMATION	
Part #	LPDL4R/RG-9A-5CWH
Sizes	4"
Colour Temperature	27K/30K/35K/40K/50K
CRI	90+
Average Life	50,000 hrs



RETROFIT LED DOWNLIGHT



TECHNICAL INFORMATION	
Part #	CR4R10935UW series
Sizes	4"
Colour Temperature	30K/40K
CRI	90
Average Life	50,000 hrs



GIMBAL DOWNLIGHT



TECHNICAL INFORMATION	
Part #	LED/DL/GIMBAL/MOD/7W/40K/WH/STD (65421)
Sizes	3"
Colour Temperature	40K
CRI	>80
Average Life	36,000 hrs



ROTATABLE GIMBAL

TECHNICAL INFORMATION	
Part #	SCP2-5W-N-CCT-WH
Sizes	2", 4"
Colour Temperature	27K/30K/35K/40K/50K
CRI	90
Average Life	50,000 hrs



SLIM SURFACE MOUNT ROUND
LED DOWNLIGHT



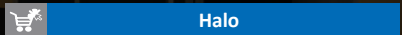
TECHNICAL INFORMATION	
Part #	SCP4-9W-CCT-BK, SCP4-9W-CCT-WH
Sizes	4"
Colour Temperature	27K/30K/35K/40K/50K
CRI	90+
Average Life	50,000 hrs



BAFFLE RECESSED ADJUSTABLE
LED TRIM DOWNLIGHT



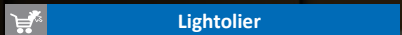
TECHNICAL INFORMATION	
Part #	RA56LS9FSD2W1EWH
Sizes	5", 6"
Colour Temperature	27K/30K/35K/40K/50K
CRI	90
Average Life	50,000 hrs



ROUND FLAT LED DOWNLIGHT
DUAL SELECT



TECHNICAL INFORMATION	
Part #	FD4R7ESCT1W series
Sizes	4", 6", 8"
Colour Temperature	27K/30K/35K/40K/50K
CRI	90
Average Life	50,000 hrs



SKYE SELECT TRIM

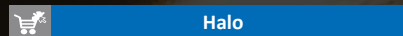
TECHNICAL INFORMATION	
Part #	SLMB4-12W-RT-WHSS
Sizes	4"
Colour Temperature	27K/30K/35K/40K/50K
CRI	90
Average Life	50,000 hrs



RECESSED LED
RETROFIT MODULE



TECHNICAL INFORMATION	
Part #	RL4LS9FSD2W1EWHDM-C, RL56LS9FSD2W1EWH-C
Sizes	4"
Colour Temperature	27K/30K/35K/40K/50K
CRI	90
Average Life	50,000 hrs





DOWNLIGHT WITH
REMOTE DRIVER



TECHNICAL INFORMATION	
Part #	HLBSL4069FS231EMWR series
Sizes	4", 6"
Colour Temperature	27K/30K/35K
CRI	90
Average Life	35,000 hrs



LUNA FIRE RATED
REGRESSED DOWNLIGHT



TECHNICAL INFORMATION	
Part #	RA35-12FR-M-1WH1
Sizes	3 1/2"
Colour Temperature	27K/30K/35K/40K/50K
CRI	90
Average Life	50,000 hrs



LUNA REGRESSED GIMBAL
RECESSED FIXTURE

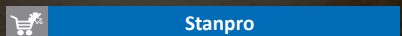
TECHNICAL INFORMATION	
Part #	RA35-12RG-90WH, RA4-12RG-90WH
Sizes	3 1/2", 4"
Colour Temperature	27K/30K/35K/40K/50K
CRI	90
Average Life	50,000 hrs



DIMMABLE ROUND GIMBAL
KIT LED MODULE



TECHNICAL INFORMATION	
Part #	DL/GIMBAL/3IN/RND/7W/30K/WH (69018)
Sizes	3"
Colour Temperature	30K
CRI	80+
Average Life	36,000 hrs



ALL-PURPOSE LED
RETROFIT MODULE



TECHNICAL INFORMATION	
Part #	LT4069FS1EWH
Sizes	4"
Colour Temperature	50K
CRI	>90
Average Life	35,000 hrs



ULTRA-SHALLOW CONSTRUCTION
LED DOWNLIGHT HOUSING



TECHNICAL INFORMATION	
Part #	H245ICAT
Sizes	4 1/2"
Voltage Rating	120 to 277 V
IP Rating	IP66
Housing Material	Aluminum





In stock

ROUND 45 DEGREE SWIVEL LED DOWNLIGHT

TECHNICAL INFORMATION

Part #	SWDL4R-8A-3CWH/CHOICE (68671) series
Sizes	4"
Colour Temperature	27K/30K/40K
CRI	90+
Average Life	50,000 hrs

Stanpro



In stock

ROUND LED DOWNLIGHT

TECHNICAL INFORMATION

Part #	RDL4-LED10-A-VK-WHT-TRIAC
Sizes	4"
Colour Temperature	27K/30K/35K/40K/50K
CRI	81.4
Average Life	100,000 hrs

RAB



In stock

REGRESSED LED DOWNLIGHT

TECHNICAL INFORMATION

Part #	LPDL4R-S2-7.5A-5CWH (70129) series
Sizes	4", 6"
Colour Temperature	27K/30K/35K/40K/50K
CRI	90+
Average Life	50,000 hrs

Stanpro



In stock

SLIM CANLESS LED DOWNLIGHT

TECHNICAL INFORMATION

Part #	HLB4LSFS5-C
Sizes	4"
Colour Temperature	27K/30K/35K/40K/50K
CRI	90
Average Life	50,000 hrs

Halo



In stock

RETROFIT LED DOWNLIGHT

TECHNICAL INFORMATION

Part #	VDL4R-08A/5C (68031)
Sizes	4"
Colour Temperature	27K/30K/35K/40K/50K
CRI	80
Average Life	50,000 hrs

Stanpro



MODULYTE LED DOWNLIGHT

TECHNICAL INFORMATION

Part #	M4RDL259CSWCLZ10U series
Sizes	4", 6", 8"
Colour Temperature	27K/30K/35K/40K/50K
CRI	90
Average Life	50,000 hrs

Lightolier



In stock

SLIM BACKLIT FIRE-RATED DOWNLIGHT

TECHNICAL INFORMATION

Part #	69596
Sizes	4"
Colour Temperature	27K/30K/35K/40K/50K
CRI	80+
Average Life	50,000 hrs

Stanpro



OMNISPOT LED RECESSED MULTIPLE

TECHNICAL INFORMATION

Part #	LCRM10H1MK series
Sizes	5", 9 13/16", 13 13/16", 18 13/16"
Colour Temperature	27K/30K/35K/40K
CRI	90
Average Life	90,000 hrs

Lightolier

TROFFERS



FLUXPANEL RECESSED LED FIXTURE

TECHNICAL INFORMATION


Part #	1FPZ38B840-4-DS-UNV-DIM series
Sizes	1' x 4', 2' x 2', 2' x 4'
Colour Temperature	40K
CRI	80
Average Life	90,000 hrs

 Day-Brite CFI

COMMERCIAL RECESSED FLAT LED PANEL

TECHNICAL INFORMATION


Part #	22FP4240C-347V
Sizes	2' x 2'
Colour Temperature	40K
CRI	80
Average Life	60,000 hrs

 Metalux

EDGE LIT FLAT LED PANEL

TECHNICAL INFORMATION

Part #	24FP4735C
Sizes	2' x 4'
Colour Temperature	35K
CRI	80
Average Life	60,000 hrs

 Metalux

LED BACKLIT PANEL

TECHNICAL INFORMATION


Part #	24CGTS-NUV series
Sizes	1' x 4', 2' x 2', 2' x 4'
Colour Temperature	35K/40K/50K
CRI	80+
Average Life	60,000 hrs

 Metalux

2-PACK ADJUSTABLE CCT LED PANEL LIGHT

TECHNICAL INFORMATION

Part #	LEDP-24-WH-2PK
Sizes	2' x 4'
Colour Temperature	30K/35K/40K
CRI	90
Average Life	50,000 hrs

 Liteline

FLUXPANEL SELECTABLE BACKLIT LED PANEL

TECHNICAL INFORMATION


Part #	1SBP2440L8CSP-4-UN3-DIM
Sizes	1' x 4'
Colour Temperature	35K/40K/50K
CRI	80
Average Life	60,000 hrs

 Day-Brite CFI

RECESSED SELECTABLE BACKLIT LED PANEL

TECHNICAL INFORMATION

Part #	2SBP2440L8CSP-2-UN3-DIM series
Sizes	2' x 2', 2' x 4'
Colour Temperature	35K/40K/50K
CRI	80
Average Life	60,000 hrs

 Day-Brite CFI

CRUZE ST LED RECESSED TROFFER

TECHNICAL INFORMATION

Part #	22CZ2-44-UNV-L840-CD1-U
Sizes	2' x 2'
Colour Temperature	40K
CRI	80+
Average Life	60,000 hrs

 Metalux

RECESSED DSRT SELECTABLE TROFFER

TECHNICAL INFORMATION


Part #	2DSRT3050LCS-2-UNV-DIM series
Sizes	2' x 2', 2' x 4'
Colour Temperature	35K/40K/50K
CRI	80+
Average Life	50,000 hrs

 Day-Brite CFI

DSRT SELECTABLE TROFFER SURFACE KIT

TECHNICAL INFORMATION


Part #	2DSRT-2-SKT
Sizes	2' x 2'

 Day-Brite CFI

L3FRM LED FRAME LIGHT

TECHNICAL INFORMATION

Part #	L3FRM series
Sizes	1' x 4', 2' x 2', 2' x 4'
Colour Temperature	30K/35K/40K/50K/65K
CRI	80+
Average Life	100,000 hrs

 Stanpro

NATURECONNECT SKYLIGHT

TECHNICAL INFORMATION

Part #	NCFG200 series
Sizes	2' x 2', 2' x 6', 4' x 4', 6' x 6', 6' x 10'
Colour Temperature	27K-65K
CRI	80+
Average Life	50,000 hrs

 Ledalite

Need Help With Rebate Management or Incentive Coordination?

Every province offers a variety of rebate and incentive options for lighting, EV charging, solar panels, battery storage, energy efficiency, and more. In certain locations, businesses and communities can save up to \$75,000.

Contact one of our experts at lighting@ebhorsman.com to learn more about the options available in your area and how we can guide you through the process.

HIGHBAYS



ROUND SEALED HIGH BAY

TECHNICAL INFORMATION

Part #	HCY0823L8CST-UN3-DIM-BK series
Voltage	120-347V
Colour Temperature	35K/40K/50K
CRI	80
Average Life	50,000 hrs

Day-Brite CFI



WIDE DISTRIBUTION LED HIGH BAY

TECHNICAL INFORMATION

Part #	VHB-12-W-UNV-L840-CD-U series
Voltage	120-277V
Colour Temperature	18K/24K/40K
CRI	90
Average Life	60,000 hrs

Metalux



ROUND LED INDUSTRIAL HIGH BAY

TECHNICAL INFORMATION

Part #	L1RUH-LS2-W/40K (68791)
Voltage	120-277V
Colour Temperature	40K
CRI	80+
Average Life	54,000 hrs

Stanpro



ROUND LED HIGH BAY

TECHNICAL INFORMATION

Part #	L1RVH-PS150-Q/3C-B/CHOICE (69428) series
Voltage	120-347V
Colour Temperature	30K/40K/50K
CRI	80
Average Life	100,000 hrs

Stanpro



DIMMABLE LED HIGH BAY

TECHNICAL INFORMATION

Part #	RH1S-LED150A100-H -VK-BLK-DIM-PCL-FS-N4X
Voltage	120/347V
Colour Temperature	35K/40K/50K
CRI	83
Average Life	100,000 hrs

RAB



In stock

DIMMABLE LED HIGH BAY

TECHNICAL INFORMATION

Part #	RHB1-LED100-B-4K-BLK-DIM-PCL
Voltage	120-277V
Colour Temperature	40K
CRI	80
Average Life	50,000 hrs

RAB



VIGILANT LED HIGH BAY

TECHNICAL INFORMATION

Part #	HEU7MC2CNNWNGN series
Voltage	100-277V
Colour Temperature	40K/50K
CRI	80
Average Life	150,000 hrs

Dialight



In stock

STANDARD EFFICIENCY 20"X47" LED HIGH BAY

TECHNICAL INFORMATION

Part #	HBLED-LD5-24SE-W-UNV-L840-CD2-MP-U
Voltage	120-277V
Colour Temperature	40K
CRI	80
Average Life	60,000 hrs

Metalux

*When you see the term "series" in this guide, it indicates that multiple variations or options are available under that part number.



SELECTABLE LED ROUND HIGH BAY

TECHNICAL INFORMATION

Part #	<i>UHBS2-1218-MV-L8C5-U series</i>
Voltage	120-347V
Colour Temperature	30K/35K/40K/50K/65K
CRI	82
Average Life	218,000 hrs

Metalux

INDUSTRIAL VALUE LED LINEAR HIGH BAY

TECHNICAL INFORMATION

Part #	<i>FCY1524L8CST-UN3-DIM</i>
Voltage	120-347V
Colour Temperature	40K/50K
CRI	80
Average Life	100,000 hrs

Day-Brite CFI

INDUSTRIAL VALUE LED LINEAR HIGH BAY

TECHNICAL INFORMATION

Part #	<i>FCY22L8CST-UNV-DIM series</i>
Voltage	120-277V
Colour Temperature	40K/50K
CRI	80
Average Life	100,000 hrs

Day-Brite CFI

INDUSTRIAL SEALED HIGH BAY

TECHNICAL INFORMATION

Part #	<i>HCY1421L8CST-UN3-DIM series</i>
Voltage	120-347V
Colour Temperature	40K/50K
CRI	80
Average Life	50,000 hrs

Day-Brite CFI



Make Your City Smarter & More Liveable With Connected LED Lighting

Discover an IoT-ready smart lighting solution that delivers energy efficiency, reduces carbon emissions, and enhances equity and safety

GENLYTE
SOLUTIONS

a ignify business

Questions? Email us at:
lighting@ebhorsman.com

LINEAR STRIPS & VAPORTITES



ACHIEVA SELECTABLE SURFACE WRAP

TECHNICAL INFORMATION

Part #	4AWWS-L3C3-NUV
Sizes	4' x 10"
Colour Temperature	35K/40K/50K
CRI	80 or 90
Average Life	50,000 hrs

 Metalux

FLUXSTREAM LINEAR LED STRIP LIGHT

TECHNICAL INFORMATION

Part #	FSS880L840-UNV-DIM
Sizes	8'
Colour Temperature	40K
CRI	80
Average Life	50,000 hrs

 Day-Brite CFI

LED WRAPAROUND LUMINAIRE

TECHNICAL INFORMATION

Part #	OWL440L840-UNV-DIM
Sizes	4'
Colour Temperature	40K
CRI	80
Average Life	50,000 hrs

 Day-Brite CFI

LED LINEAR STRIP LIGHT WITH OCCUPANCY SENSOR

TECHNICAL INFORMATION

Part #	SDS42550LCST-UN3-DIM-OCC series
Sizes	4', 8'
Colour Temperature	35K/40K/50K
CRI	80
Average Life	50,000 hrs

 Day-Brite CFI

ST2 STRIPLIGHT

TECHNICAL INFORMATION


Part #	4ST2L40SC3
Sizes	4'
Colour Temperature	35K/40K/50K
CRI	80
Average Life	50,000 hrs

 Metalux

DOUBLE LENS LINEAR LED STRIPLIGHT

TECHNICAL INFORMATION

Part #	8ST2L8040R
Sizes	8'
Colour Temperature	40K
CRI	80
Average Life	50,000 hrs

 Metalux

LED STRIPLIGHT WITH FROSTED LENS

TECHNICAL INFORMATION

Part #	L2STR-48LP40-Q/3C (69391) series
Sizes	4', 8'
Colour Temperature	40K
CRI	80
Average Life	156,000 hrs

 Stanpro

SLSTP LENSED LED

TECHNICAL INFORMATION

Part #	8SLSTPSLC-UNV series
Sizes	2', 4', 8'
Colour Temperature	35K/40K/50K
CRI	83+
Average Life	50,000 hrs

 Metalux

LED SURFACE MOUNT WRAP

TECHNICAL INFORMATION


Part #	SMW4N-LED48-B-VK-WHT-DIM-FR series
Sizes	4'
Colour Temperature	35K/40K/50K
CRI	85.2
Average Life	54,000 hrs

 RAB

SLE-LED SERIES LINEAR STRIPLIGHT

TECHNICAL INFORMATION

Part #	SLE4-LED50A30-H-VK-DIM series
Sizes	4', 8'
Colour Temperature	30K/35K/40K/50K
CRI	84
Average Life	100,000 hrs

 RAB

SELECTABLE LED STRIPLIGHT

TECHNICAL INFORMATION

Part #	SDS84998L8CST-UN3-DIM
Sizes	8'
Colour Temperature	35K/40K/50K
CRI	80
Average Life	50,000 hrs

 Day-Brite CFI

UTILITY LED WRAPAROUND

TECHNICAL INFORMATION

Part #	4WNLED-LD4-40SL-F-UNV-L840-CD1-U
Sizes	4'
Colour Temperature	40K
CRI	80
Average Life	60,000 hrs

 Metalux

LED STRIP LIGHT WITH TRI-LEVEL MOTION SENSOR

TECHNICAL INFORMATION

Part #	L2TRV-48LP45-Q/3C (69402)
Sizes	48"
Colour Temperature	35K/40K/50K
CRI	80
Average Life	156,000 hrs

 Stanpro

WHITE STRIPE LED LINEAR LINKABLE LIGHTBAR

TECHNICAL INFORMATION


Part #	STRIPE18-5CCT-WH series
Sizes	18", 24", 36", 48"
Colour Temperature	27K/30K/35K/40K/50K
CRI	90
Average Life	50,000 hrs

 Liteline

BLACK STRIPE LED LINEAR LINKABLE LIGHTBAR

TECHNICAL INFORMATION

Part #	STRIPE18-5CCT-BK series
Sizes	18", 24", 36", 48"
Colour Temperature	27K/30K/35K/40K/50K
CRI	90
Average Life	50,000 hrs

 Liteline

LED LINEAR CUBE FIXTURE

TECHNICAL INFORMATION

Part #	L2CUB-48LPS40-Q/3C (70127)
Sizes	4'
Colour Temperature	30K/40K/50K
CRI	80
Average Life	54,000 hrs

 Stanpro



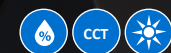
In stock




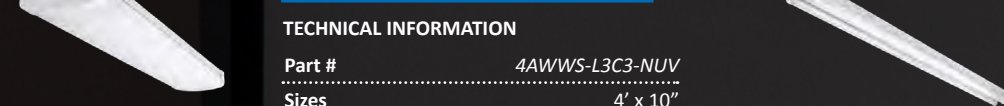
In stock



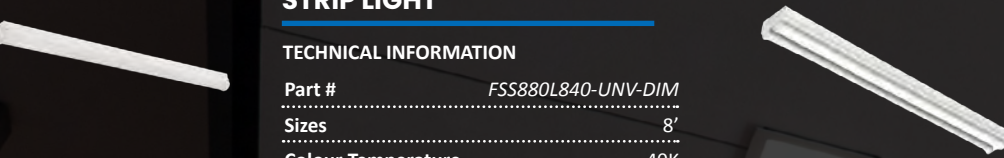
In stock




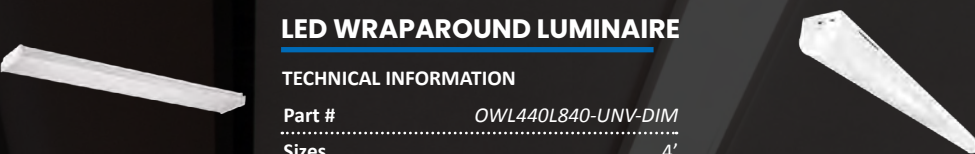
In stock



In stock




In stock



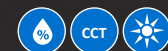
In stock



In stock



In stock




In stock





In stock



In stock



In stock



In stock





In stock

SUSPENSION KIT FOR STRIPE WITH 8' WIRE

TECHNICAL INFORMATION

Part #	STRIPE-SUSPKIT-BK
Sizes	18", 24", 36", 48"

Liteline

STRIPE 2-LEG FLEXIBLE CORNER FOR VERTICAL DIRECTION

TECHNICAL INFORMATION

Part #	STRIPE-FC2LV-WH
Sizes	18", 24", 36", 48"

Liteline

3-PACK STRIPE MAGNETIC MOUNTING CLIP

TECHNICAL INFORMATION

Part #	STRIPE-MAGCLIP
Sizes	18", 24", 36", 48"

Liteline

2-LAMP LED LINEAR VAPOURPROOF FIXTURE

TECHNICAL INFORMATION

Part #	LFY4-LED40A20-H-VK-DIM series
Sizes	T5HO, T8
Colour Temperature	35K/40K/50K
CRI	84
Average Life	100,000 hrs

RAB



In stock

INDUSTRIAL SEALED LED STRIPLIGHT

TECHNICAL INFORMATION

Part #	VTS42856L8CST-UN3-DIM
Sizes	4'
Colour Temperature	35K/40K/50K
CRI	80
Average Life	50,000 hrs

Day-Brite CFI

LED LINEAR VAPOURPROOF FIXTURE

TECHNICAL INFORMATION

Part #	FW4-LED41-H-VK-DIM series
Sizes	4'
Colour Temperature	30K/40K/50K
CRI	83
Average Life	100,000 hrs

RAB

DIMMABLE LED LINEAR VAPOURPROOF FIXTURE

TECHNICAL INFORMATION

Part #	LFX4-LED40-B-5K-GRY-DIM-FS-N4X
Sizes	4'
Colour Temperature	40K
CRI	80
Average Life	100,000 hrs

RAB

LINEAR SPRAYDOWN

TECHNICAL INFORMATION

Part #	VP3-4PS45-50-H series
Sizes	2', 4', 8'
Colour Temperature	30K/40K/50K
CRI	80
Average Life	100,000 hrs

Eiko

WALL PACKS





In stock

XTOR CROSSTOUR OUTDOOR BRONZE LED

TECHNICAL INFORMATION

Part #	XTOR1B, XTOR4B-347V series
Wattage	12W, 18W, 26W, 38W
Colour Temperature	50K
CRI	70
Average Life	72,000 hrs

Lumark



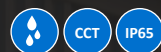
In stock

CROSSTOUR MAXX OUTDOOR BRONZE LED WALL PACK

TECHNICAL INFORMATION

Part #	XTOR6BRL series
Wattage	58W, 81W
Colour Temperature	50K
CRI	70
Average Life	72,000 hrs

Lumark



In stock

DIMMABLE BRONZE LED WALL PACK

TECHNICAL INFORMATION

Part #	WL-LED26-B-VK-BRZ-DIM-PC-CL
Wattage	26
Colour Temperature	30K/40K/50K
CRI	77.3
Average Life	54,000 hrs

RAB



In stock

ADJUSTABLE SLIM WALL PACK

TECHNICAL INFORMATION

Part #	ASWPLED1S series
Wattage	15W-30W, 40W-75W
Colour Temperature	30K/40K/50K
CRI	70
Average Life	72,000 hrs

Lumark



In stock

DIMMABLE BRONZE WALL LIGHT WITH ADJUSTABLE HEAD

TECHNICAL INFORMATION

Part #	AWL1S-LED15-B-VK-BRZ-DIM-PC series
Wattage	15W, 30W, 50W
Colour Temperature	30K/40K/50K
CRI	70
Average Life	100,000 hrs

RAB



In stock

RESIDENTIAL WALL PACK

TECHNICAL INFORMATION

Part #	RWP30-SCT-G1-10-BZ
Wattage	18W, 24W, 30W
Colour Temperature	30K/40K/50K
CRI	70
Average Life	60,000 hrs

Keene



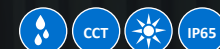
In stock

WALL LIGHT LED FIXTURE WITH CLEAR LENS

TECHNICAL INFORMATION

Part #	WLE-LED12-B-4K-BLK-PC-CL
Wattage	12W
Colour Temperature	40K
CRI	84
Average Life	50,000 hrs

RAB



In stock

DIMMABLE BRONZE WALL LIGHT WITH ADJUSTABLE HEAD

TECHNICAL INFORMATION

Part #	AWL1S-LED30A15-H-VK-BRZ-DIM-PC series
Wattage	30W, 80W
Colour Temperature	30K/40K/50K
CRI	70
Average Life	100,000 hrs

RAB



In stock

LED WALL PACK

TECHNICAL INFORMATION

Part #	WP-LED80A40-B-VK-BRZ-DIM-PC
Wattage	80W
Colour Temperature	30K/40K/50K
CRI	70
Average Life	100,000 hrs

RAB



In stock

LYTEPRO LED WALL SCONCE

TECHNICAL INFORMATION

Part #	LPW16-G3-8-DGY series
Wattage	30W, 70W
Colour Temperature	40K
CRI	70
Average Life	60,000 hrs

Keene



In stock

OUTDOOR LED WALL PACK WITH PHOTOCONTROL

TECHNICAL INFORMATION

Part #	XTOR1B-PC1 series
Wattage	12W, 18W
Colour Temperature	50K
CRI	70
Average Life	72,000 hrs

Lumark



In stock

RECTANGLE INDOOR/OUTDOOR WALL LIGHT

TECHNICAL INFORMATION

Part #	DLEDW-200-WH, DLEDW-200-BK
Wattage	3.3W
Colour Temperature	27K
CRI	85
Average Life	50,000 hrs

Dainolite



In stock

BRONZE ARCHITECTURAL WALL PACK

TECHNICAL INFORMATION

Part #	WPF1-LED25A15-H-VK-BRZ-DIM series
Wattage	24W, 55W, 70W
Colour Temperature	30K/40K/50K
CRI	73
Average Life	100,000 hrs

RAB



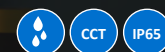
In stock

BLACK FINISH WALL MOUNT LED FIXTURE

TECHNICAL INFORMATION

Part #	WL-LED15-B-4K-BLK
Wattage	15W
Colour Temperature	40K
CRI	80
Average Life	100,000 hrs

RAB



In stock

LED WALL LIGHT

TECHNICAL INFORMATION

Part #	WP-LED120-B-VK-BRZ-DIM-PC
Wattage	120W
Colour Temperature	30K/40K/50K
CRI	71.1
Average Life	100,000 hrs

RAB



LED SLIM WALL PACK

TECHNICAL INFORMATION

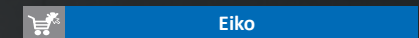
Part #	WSL-PS60-Q-3C-BR/CHOICE (69723) series
Wattage	30W-60W, 40W-80W
Colour Temperature	30K/40K/50K
CRI	80
Average Life	50,000 hrs



TRADITIONAL WALL PACK

TECHNICAL INFORMATION

Part #	TWP1-PS120-FCCT-H
Wattage	90W, 105W, 120W
Colour Temperature	30K/40K/50K
CRI	80
Average Life	54,000 hrs



SQUARE WALL LIGHT WITH BUTTON PHOTOCELL

TECHNICAL INFORMATION


Part #	SWL-WW-G1-PCB-1-BZ
Wattage	13W
Colour Temperature	30K
CRI	80
Average Life	182,000 hrs



MINI WALL PACK

TECHNICAL INFORMATION


Part #	WCI-LS2B-W-3C-BR-P (68988)
Wattage	20W
Colour Temperature	30K/40K/50K
CRI	80
Average Life	54,000 hrs



LED CUTOFF VISOR

TECHNICAL INFORMATION


Part #	WP-LED CUTOFF VISOR
--------	---------------------



LED STEP LIGHT

TECHNICAL INFORMATION

Part #	GSL-H-WH
Sizes	2W
Colour Temperature	30K
CRI	80
Average Life	50,000 hrs



ALL PURPOSE SQUARE BRONZE LED WALL PACK

TECHNICAL INFORMATION

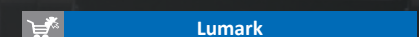
Part #	WPA-LS1B-W-3C-BR-P 120-277V 2262 (68722)
Wattage	20W
Colour Temperature	30K/40K/50K
CRI	70
Average Life	60,000 hrs



WAL-PAK OUTDOOR LED WALL PACK

TECHNICAL INFORMATION

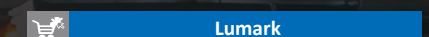
Part #	WPL4B
Wattage	32W
Colour Temperature	50K
CRI	70
Average Life	72,000 hrs



WPSLED SERIES WALL PACK

TECHNICAL INFORMATION

Part #	WPSLED10 series
Sizes	40W, 30W-60W
Colour Temperature	30K/35K/40K/50K/65K
CRI	80
Average Life	50,000 hrs



DIMMABLE LED ADJUSTABLE WALL PACK

TECHNICAL INFORMATION

Part #	WTL-PS30A-Q-3C-BR-P (68768) series
Wattage	15W, 30W, 50W, 80W
Colour Temperature	30K/40K/50K
CRI	70
Average Life	50,000 hrs



WALL MOUNT LED WALL SCONCE

TECHNICAL INFORMATION

Part #	LPW16-G3-8-BZ series
Wattage	10W, 30W
Colour Temperature	40K
CRI	70
Average Life	54,000 hrs



DIMMABLE LED WALL PACK

TECHNICAL INFORMATION

Part #	WPS-PS40-Q-3C (68314)
Wattage	25W, 30W, 40W
Colour Temperature	30K/40K/50K
CRI	80
Average Life	54,000 hrs



Albrite Lighting Supply & Design

We make lighting convenient, easy and hassle-free!

Albrite specializes in smart, connected, efficient lighting solutions for businesses, hotels, restaurants, residential spaces, and more.

Contact us today:
ebhorsman.com/albrite-lighting

ALBRITE
Smarter Light in Every Space
A brand of E.B. Horsman & Son

FLOOD & CANOPY



SQUARE LED CANOPY

TECHNICAL INFORMATION

Part #	IFG-PS70A-Q-3CBRP/CHOICE (70242)
Wattage	40K, 60K, 70K
Colour Temperature	30K/40K/50K
CRI	80
Average Life	54,000 hrs

Stanpro



ROUND PARKING GARAGE LIGHT WITH UNIVERSAL MOUNTING PLATE

TECHNICAL INFORMATION

Part #	RPGC25S, RPGC25S-347
Wattage	31W, 49W, 63W
Colour Temperature	40K
CRI	70
Average Life	50,000 hrs

Lumark




MULTI-PURPOSE LED LIGHT WITH FROSTED LENS

TECHNICAL INFORMATION

Part #	CLB-LED14-120V-BRZ FR
Wattage	16W
Colour Temperature	30K/40K/50K
CRI	76
Average Life	100,000 hrs

RAB

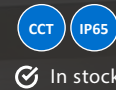


SELECTABLE LED SURFACE CANOPY

TECHNICAL INFORMATION

Part #	CLCS17S
Wattage	40W-60W
Colour Temperature	30K/40K/50K
CRI	80
Average Life	90,000 hrs

Lumark



SLIMFLOOD SELECTABLE WITH PHOTOCELL

TECHNICAL INFORMATION

Part #	SF15-SCT-Y-G2-10-PCB-BZ series
Wattage	20W, 30W, 60W, 80W, 150W, 250W, 300W
Colour Temperature	30K/40K/50K
CRI	80
Average Life	50,000 hrs

Keene



LED FLOOD LIGHT WITH INTEGRATED PHOTOCELL

TECHNICAL INFORMATION

Part #	FLM-PS60B-Q-3C-BK-P/CHOICE (69926) series
Wattage	35W-60W, 60W-100W
Colour Temperature	30K/40K/50K
CRI	80
Average Life	50,000 hrs

Stanpro



NIGHT FALCON LED FLOODLIGHT

TECHNICAL INFORMATION

Part #	NFFLD-C25-S, NFFLD-C25-T series
Wattage	51W, 85W, 129W
Colour Temperature	30K/40K/50K/57K
CRI	70
Average Life	60,000 hrs

Lumark



FLOODLIGHT WITH FIELD ADJUSTABLE BEAM

TECHNICAL INFORMATION

Part #	XFL1-LED35A15-H-VK-VDW-BRZ-DIM-PC-FCM series
Wattage	15W-35W, 35W-60W
Colour Temperature	30K/40K/50K
CRI	80
Average Life	110,000 hrs

RAB



DIMMABLE LED FLOOD LIGHT
WITH ADJUSTABLE BEAM

TECHNICAL INFORMATION

Part #	XFL3-LED80A60-H-VK-VDW-BRZ-DIM-PCFOMSF10 series
Wattage	60W-100W, 100W-150W, 150W-300W, 350W-500W
Colour Temperature	30K/40K/50K
CRI	80
Average Life	110,000 hrs



DIMMABLE LED FLOOD LIGHT

TECHNICAL INFORMATION


Part #	FL5S-LED150A50-B-4K-T5-BRZ-DIM
Wattage	151W
Colour Temperature	40K
CRI	70
Average Life	100,000 hrs



SELECTABLE FLOOD LIGHT WITH
PHOTOCONTROL

TECHNICAL INFORMATION

Part #	LSF120-SF-PC series
Wattage	50W-120W
Colour Temperature	30K/40K/50K
CRI	70
Average Life	72,000 hrs



ORA-LED WALL MOUNT
FLOOD LIGHT

TECHNICAL INFORMATION

Part #	ORA3-LED50-B-4K-BRZ-DIM-WMC series
Wattage	50W, 80W
Colour Temperature	40K
CRI	70
Average Life	100,000 hrs



CHAMP FVA LED FLOODLIGHT

TECHNICAL INFORMATION

Part #	FMVA-15-76-UNV1-M2
Wattage	107W
Colour Temperature	50K
CRI	70
Average Life	60,000 hrs



HIGH POWER LED FLOOD AND
AREA LIGHT

TECHNICAL INFORMATION

Part #	FLLM-PS300W-Q3CBR (69797) series
Wattage	160W-300W, 350W-450W
Colour Temperature	30K/40K/50K
CRI	80
Average Life	100,000 hrs



MULTI-PURPOSE
LED FLOODLIGHT

TECHNICAL INFORMATION

Part #	FL1-LED16-B-4K-BRZ-DIM-KN series
Wattage	15W, 30W, 47W
Colour Temperature	40K
CRI	70
Average Life	100,000 hrs



WALL LIGHT LED FIXTURE WITH
CLEAR LENS

TECHNICAL INFORMATION

Part #	FLBM-PS150M-W-3C-BR 6800-19200L (68567)
Wattage	50W, 80W, 100W, 150W
Colour Temperature	30K/40K/50K
CRI	70
Average Life	60,000 hrs




CEILING & WALL



FLUSH MOUNT LED FIXTURE

TECHNICAL INFORMATION

Part #	FCA-1225LED FH-MB series
Wattage	8W, 14W, 20W, 25W, 30W
Colour Temperature	27K/30K/35K/40K/50K
CRI	80
Average Life	30,000 hrs

 **Dainolite**



CIRKA ROUND LED LUMINAIRE

TECHNICAL INFORMATION

Part #	CRK5-R6W-A-3CWH (68713) series
Wattage	6W, 12W, 18W, 24W
Colour Temperature	30K/40K/50K
CRI	80
Average Life	50,000 hrs

 **Stanpro**



PYXIE SERIES LED UP DOWN CYLINDER

TECHNICAL INFORMATION


Part #	CYLPY2-WD-30W-A-5CBK
Wattage	30W
Colour Temperature	27K/30K/35K/40K/50K
CRI	90
Average Life	108,000 hrs

 **Stanpro**

DOUBLE RING LED LUMINAIRE

TECHNICAL INFORMATION

Part #	CLDR16-PS30W-A-5CBN (70470)
Wattage	25W
Colour Temperature	27K/30K/35K/40K/50K
CRI	80
Average Life	60,000 hrs


 **Stanpro**



LED WALL SCONCES

TECHNICAL INFORMATION

Part #	SVAN/SINGLE/10W/30K/BN/F/STD (65838) series
Wattage	10W, 20W, 40W
Colour Temperature	30K/40K
CRI	90
Average Life	50,000 hrs

 **Stanpro**



LED UP DOWN SCNCE

TECHNICAL INFORMATION

Part #	62-1138
Wattage	10W
Colour Temperature	30K
CRI	90
Average Life	50,000 hrs

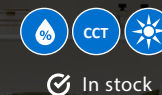
 **Satco**

LED LOW PROFILE ROUND FLUSH MOUNT

TECHNICAL INFORMATION

Part #	FM159S1EWHR series
Wattage	10W, 18W
Colour Temperature	27K/30K/35K/40K/50K
CRI	93
Average Life	50,000 hrs

 **Halo**

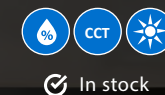


DOUBLE RING CEILING LUMINAIRE

TECHNICAL INFORMATION

Part #	CLTD11-R20W-A-5CWH (68972) series
Wattage	15W, 20W, 25W
Colour Temperature	27K/30K/35K/40K/50K
CRI	80
Average Life	50,000 hrs

 **Stanpro**



LED WALL SCONCE

TECHNICAL INFORMATION


Part #	SVANLI24-S24W-A-5CBK (69700) series
Wattage	24W
Colour Temperature	27K/30K/35K/40K/50K
CRI	90
Average Life	72,000 hrs

 **Stanpro**

EDGE LIT LED LUMINAIRE

TECHNICAL INFORMATION

Part #	LED/CL6/11W/30K/FM/RND/WH/STD (65454) series
Wattage	14W, 22W
Colour Temperature	30K/40K
CRI	80
Average Life	50,000 hrs


 **Stanpro**



LED UP DOWN CYLINDER

TECHNICAL INFORMATION

Part #	WCY-6LS2-Q-3C-BK-P (69151) series
Wattage	36W
Colour Temperature	30K/40K/50K
CRI	80
Average Life	50,000 hrs


 **Stanpro**



CIRCULO CHANDELIER

TECHNICAL INFORMATION

Part #	CIR-2434C-5CCT-SV
Wattage	32W
Colour Temperature	30K
CRI	90
Average Life	30,000 hrs

 **Dainolite**

We can help you with ASHRAE Compliant Lighting!

ASHRAE Resources & Assistance for Contractors,
Electricians, & Businesses

- Overview of ASHRAE standards
- Requirements and interpretation
- Adoption in BC, AB, & SK
- Pathways to compliance and solutions
- Third Party Verification for municipalities

Call **888. Horsman** or email **info@ebhorsman.com**
for more details!



INDUSTRIAL



In stock


SCEPTALIGHT LED LIGHT

TECHNICAL INFORMATION

Part #	LVPF-LED
Wattage	15W
Colour Temperature	50K
CRI	80
Average Life	50,000 hrs



IPEX



CHAMP PRO PLLA LINEAR LED LIGHT FIXTURE

TECHNICAL INFORMATION

Part #	PLLA2-UNV1-S903-M2
Wattage	30W
Colour Temperature	50K
CRI	80
Average Life	60,000 hrs



Crouse-Hinds



PAULUHN DLLA LINEAR LED LIGHT FIXTURE

TECHNICAL INFORMATION

Part #	DLLA2-UNV1-S903-M2 series
Sizes	2ft, 4ft
Colour Temperature	30K
CRI	80
Average Life	60,000 hrs



Crouse-Hinds



In stock

H3 LED LIGHT

TECHNICAL INFORMATION

Part #	DL010EUN0R1CE
Wattage	74W
Colour Temperature	50K
CRI	70
Average Life	100,000 hrs



Hazlux



In stock

MARINE LISTED LIGHT FIXTURE

TECHNICAL INFORMATION

Part #	NMV2-LED30A12-B-4K-GRY-DIM-FR-CM
Wattage	30W
Colour Temperature	40K
CRI	75
Average Life	100,000 hrs



RAB



In stock

CHAMP VMVL LED FIXTURE

TECHNICAL INFORMATION

Part #	VMVL-5-R3-UNV1 series
Lumens	5000, 7000
Colour Temperature	50K
CRI	70
Average Life	60,000 hrs



Crouse-Hinds



CHAMP VMVL EXPLOSION PROOF LED FIXTURE

TECHNICAL INFORMATION

Part #	VMV3LR3/UNV34 series
Lumens	3000, 9226
Colour Temperature	50K
CRI	70
Average Life	60,000 hrs



Crouse-Hinds



CHAMP CEILING/SWIVEL MOUNT

TECHNICAL INFORMATION

Part #	DP1050MTK series
--------	------------------



Crouse-Hinds

*When you see the term "series" in this guide, it indicates that multiple variations or options are available under that part number.



LED LUMINAIRE WITH SHOCK-RESISTANT GLASS GLOBE AND GUARD

TECHNICAL INFORMATION

Part #	DL005EUN0TGCE series
Lumens	5000, 10000, 20000
Colour Temperature	50K
CRI	70
Average Life	100,000 hrs



Hazlux



In stock



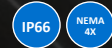
EXPLOSION PROOF HEAT AND IMPACT RESISTANT LED LUMINAIRE

TECHNICAL INFORMATION

Part #	EVLEDC201/DC
Wattage	15W
Colour Temperature	50K
CRI	65
Average Life	50,000 hrs



Crouse-Hinds




VIGILANT LED HIGH BAY

TECHNICAL INFORMATION

Part #	HEU7MC2CNNWNGN
Wattage	130W
Colour Temperature	50K
CRI	80
Average Life	150,000 hrs



Dialight



PROSITE FLOODLIGHT

TECHNICAL INFORMATION

Part #	F1UN6B5CDENVGN
Lumens	19100
Colour Temperature	50K
CRI	70
Average Life	150,000 hrs



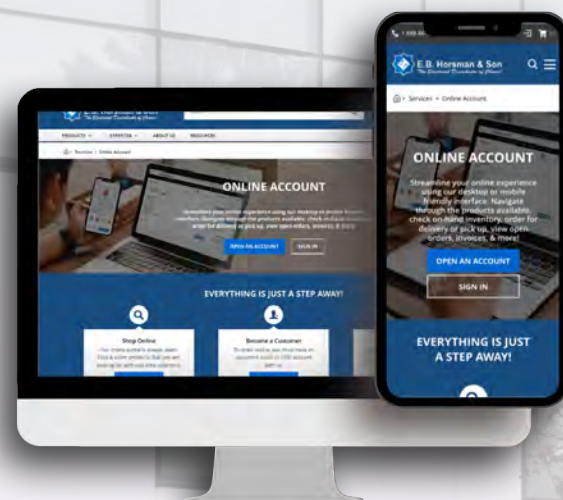
Dialight



EB Horsman Online

Enhance your shopping experience with our user-friendly online store, accessible on both desktop and mobile.

Browse our extensive product selection, check real-time inventory, place orders for delivery or pickup, and easily manage your open orders and invoices—all in one convenient place!



For details call **888. Horsman** or email **info@ebhorsman.com**

AREA & ROADWAY





In stock

ALP PREMIUM AREA LIGHT

TECHNICAL INFORMATION

Part #	ALP90LSFSUNVDGY
Wattage	60W
Colour Temperature	30K/40K/50K
CRI	70
Average Life	50,000 hrs



In stock

JAGUAR SELECTABLE AREA LIGHT

TECHNICAL INFORMATION

Part #	JAG1S-LED150A100-H-VK-VD1-BRZ-DIM-SP10 series
Wattage	100W-150W, 180W-240W, 240W-300W
Colour Temperature	30K/40K/50K
CRI	84
Average Life	100,000 hrs



HELIX-LED AREA LIGHT

TECHNICAL INFORMATION

Part #	HELIX1-LED100A60-H-VK-T3-BRZ-DIM-SP10 series
Wattage	60W-100W, 150W, 240W
Colour Temperature	30K/40K/50K
CRI	83
Average Life	100,000 hrs



ROADFOCUS PLUS LED SMALL

TECHNICAL INFORMATION

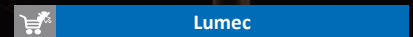
Part #	RPS-35W30LED-740-G1-R2MUNVD-MGAPITLRD7GY3 series
Wattage	35W, 60W
Colour Temperature	30K/40K
CRI	70
Average Life	77,000 hrs



ROADFOCUS PLUS LED MEDIUM AND LARGE

TECHNICAL INFORMATION

Part #	RPM-90W60LED-730-G1-R3MUNVD-MGAILTRD7GY3 series
Wattage	90W, 110W, 225W
Colour Temperature	40K
CRI	70
Average Life	102,000 hrs

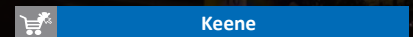


In stock

LED POST TOP

TECHNICAL INFORMATION

Part #	PT50-NW-G1-T2-5-HV3-FAWS-TLRPC-BK series
Wattage	50W
Colour Temperature	40K
CRI	70
Average Life	100,000 hrs



In stock

UTILITY OUTDOOR AREA LED LIGHT

TECHNICAL INFORMATION

Part #	AL3150LPCBZ
Wattage	33.4W
Colour Temperature	50K
CRI	70
Average Life	50,000 hrs



In stock

ROADFOCUS LED COBRA HEAD

TECHNICAL INFORMATION

Part #	RFM-72W32LED3K-G2-R2S-UNVDMGAPIRCD7GY3 series
Wattage	72W, 73W, 108W, 136W, 160W
Colour Temperature	27K/30K/40K
CRI	70
Average Life	60,000 hrs



CARETAKER DUSK TO DAWN SECURITY LED AREA LUMINAIRE

TECHNICAL INFORMATION

Part #	CTKRV1B
Wattage	29W
Colour Temperature	40K
CRI	70
Average Life	60,000 hrs

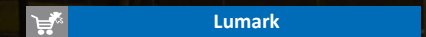


In stock

TYPE V LED AREA SITE LUMINAIRE

TECHNICAL INFORMATION

Part #	LAS45S-T5
Wattage	150W
Colour Temperature	40K
CRI	70
Average Life	126,000 hrs



In stock

BARN AREA LED LIGHT

TECHNICAL INFORMATION

Part #	BL1S-LED50A20-B-5K-GRY-DIM-PC
Wattage	50W
Colour Temperature	50K
CRI	72
Average Life	50,000 hrs



In stock

URBANSCAPE LED POST-TOP

TECHNICAL INFORMATION

Part #	MPTC-35W32LED3K-G3-LE2-UNV-DMG-HS-FAWS-G
Wattage	35W
Colour Temperature	30K
CRI	70
Average Life	100,000 hrs



In stock

SERENADE DSX LED POST-TOP

TECHNICAL INFORMATION

Part #	S56-35W32LED3K-G3-ACDR-LE3W-120-DMG-GRN
Wattage	32W
Colour Temperature	30K
CRI	70
Average Life	100,000 hrs

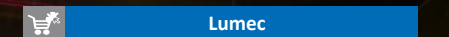


In stock

LED POST TOP

TECHNICAL INFORMATION

Part #	RVM-125W112LED4K-R-LE3-347V-RC-GY3
Wattage	125W
Colour Temperature	40K
CRI	70
Average Life	100,000 hrs



In stock

HIGH POWER FLOOD AREA LIGHT

TECHNICAL INFORMATION

Part #	FLLS-PS150W-Q3CBR (69796)
Wattage	60W, 100W, 150W
Colour Temperature	30K/40K/50K
CRI	80
Average Life	100,000 hrs



In stock

YOKE MOUNT FOR 300W FLL SERIES

TECHNICAL INFORMATION

Part #	BRONZE YOKE FOR 300W FLL (69806)
--------	----------------------------------



In stock



In stock

LAMPS, DRIVERS & TAPE



In stock

TAPE LIGHTING

TECHNICAL INFORMATION

Wattage	1.5W, 3W
Colour Temperature	27K/30K/35K/40K
Length	16ft, 100ft
CRI	90
Approved Locations	Dry, Wet



GM Ligthing



In stock

LAMPS

TECHNICAL INFORMATION

LED, Fluorescent, Halogen, HID
CFL, HID, Incandescent



Stanpro



Philips

PROGRAMMABLE LED DRIVERS

TECHNICAL INFORMATION

Voltage	0-10V
Outdoor & Industrial Available	



Advance Signify



In stock



In stock

TLED SERIES

TECHNICAL INFORMATION

Voltage	120-347V
Colour Temperature	35K/40K



Philips

**When you see the term "series" in this guide, it indicates that multiple variations or options are available under that part number.*



GM Lighting®

IRRADIAR
LANDSCAPE

ILLUMINATE YOUR LANDSCAPE WITH GM LIGHTING'S IRRADIAR SERIES

AVAILABLE NOW AT EB HORSMAN

CONTROLS



✔ In stock

MAESTRO

Offers a full range of designer light, fan controls, sensors and timers that allow you to adjust your lights and fans from anywhere in the room and even outside your home.



Lutron



✔ In stock

VIVE

Vive is a wireless commercial lighting control system that helps make both new and existing commercial buildings efficient, comfortable and productive. Vive is easy to specify, install, and update meaning you can meet the needs of your building faster, within budget, and in the future.



Lutron



✔ In stock

DIVA

Features a large paddle switch and a small slider. 0-10VDC dimmer with 3-way functionality for 3rd party 0-10V fluorescent ballasts and LED drivers; no separate power pack required.



Lutron



✔ In stock

WAVELINK

WaveLink Wired mobile applications for Apple iOS and Android devices brings fast and intuitive control of a complete lighting system to a hand held device. Navigate floors and rooms to choose, adjust, and save lighting scenes with simple touch control operation.



Cooper Lighting



✔ In stock

SUNNATA

LED+ dimmer works in homes of all ages as no neutral wire is required. MyLevel personalization gives you the ability to customize your Sunnata touch product.



Lutron



✔ In stock

LEVITON CONTROLLERS

Leviton Smart Ceiling-Mount Room Controllers and Sensors combine occupancy/vacancy sensing, dimming, and daylight harvesting in one unit. Easy to install and app-configurable, they provide code-compliant, energy-efficient lighting control for a wide range of spaces.



Leviton



✔ In stock

CASÉTA

Caséta wireless delivers safety, security & peace of mind with automated lighting solutions. Look like you're home, even when you're not. Schedule or control home highting remotely.



Lutron

**When you see the term "series" in this guide, it indicates that multiple variations or options are available under that part number.*



**Transform spaces
& create immersive experiences
with Lutron Controls**

EMERGENCY



In stock

EXIT SIGN PICTOGRAM UNIVERSAL FACE SELF-POWERED

TECHNICAL INFORMATION

Part #	EP3WI, ES3WI series
Voltage	120-347V
Lamp Wattage	2.5W, 3W
Battery Power Source	Ni-Cd
Certifications	CSA

Emergi-Lite



In stock

STEEL RUNNING MAN SIGN UNIVERSAL FACE

TECHNICAL INFORMATION

Part #	RMS0WH-UDC, RMPN0WH-IB1-S, RMRN1BK-IB, SLEXSC0WH series
Voltage	120-347V
Lamp Wattage	1.7W, 2W, 3W, 4W
Battery Power Source	Ni-Cd
Certifications	CSA

Stanpro



In stock

SELF-POWERED RUNNING MAN PICTOGRAM SIGN

TECHNICAL INFORMATION

Part #	CM-PS-SP-E
Voltage	120-347V
Lamp Wattage	1.5W
Battery Power Source	Ni-Cd
Certifications	CSA

Emergi-Lite



In stock

PICTOGRAM SINGLE FACE EXIT SIGN COMBO UNIT

TECHNICAL INFORMATION

Part #	ESC1250W2M series
Voltage	6V
Lamp Wattage	3W, 4W, 5W
Battery Power Source	Lead Calcium
Certifications	CSA

Emergi-Lite



In stock

STEEL DOUBLE HEAD BATTERY UNIT

TECHNICAL INFORMATION

Part #	SLA-2L series
Voltage	6V
Lamp Wattage	2W
Battery Power Source	Lead Acid
Certifications	CSA

Stanpro



In stock

DOUBLE HEAD PICTOGRAM LIGHTING COMBO UNIT

TECHNICAL INFORMATION

Part #	CM-PC-E
Voltage	120-347V
Lamp Wattage	2.5W
Battery Power Source	Ni-Cd
Certifications	CSA

Emergi-Lite



In stock

PREMIER PICTOGRAM COMBO UNIT

TECHNICAL INFORMATION

Part #	PREP1W3-L2/2LA series
Voltage	6V
Lamp Wattage	4W
Battery Power Source	Lead Calcium
Certifications	CSA

Emergi-Lite



In stock

DOUBLE HEAD SELF-POWERED LIGHTING UNIT

TECHNICAL INFORMATION

Part #	12JMLC44/2LG series
Voltage	6-12V
Lamp Wattage	4W
Battery Power Source	Lead Calcium
Certifications	CSA

Emergi-Lite

*When you see the term "series" in this guide, it indicates that multiple variations or options are available under that part number.

Nexus® Emergency Lighting Monitoring System

- Automatic testing and reporting
- Meets local and national building code standards
- Reduces time and cost of maintenance
- Helps prevent emergency lighting failure
- Improves safety compliance
- Compatible with many Emergi-Lite fixtures



COMMERCIAL REMOTE BATTERY UNIT

TECHNICAL INFORMATION

Part #	ECB-HO
Voltage	120-347V
Lamp Wattage	5.4W
Battery Power Source	Lithium-Ion
Certifications	CSA

Emergi-Lite

MINIATURE LED BATTERY UNIT

TECHNICAL INFORMATION

Part #	CM-PB-E
Voltage	3.6V
Lamp Wattage	2W
Battery Power Source	Ni-Cd
Certifications	CSA

Emergi-Lite

PURE SINE WAVE INVERTER

TECHNICAL INFORMATION

Part #	EMI-1440-1 series
Voltage	120V
Battery Power Source	VRLA
Certifications	CSA

Emergi-Lite

REMOTE SINGLE HEAD FIXTURE

TECHNICAL INFORMATION

Part #	EF9D-BLD series
Voltage	6-12V
Lamp Wattage	3K
Certifications	CSA

Emergi-Lite

EXIT SIGN

TECHNICAL INFORMATION

Part #	EX10W-P4/2LA, EX162RB-10-M series
Voltage	120-347V
Lamp Wattage	4W
Battery Power Source	Lead Calcium
Certifications	CSA

Emergi-Lite

PLUG-IN BATTERY POWERED LED EMERGENCY LIGHT

TECHNICAL INFORMATION

Part #	TNBP1B
Voltage	120V
Lamp Wattage	1W
Battery Power Source	NiMH

Emergi-Lite

EV CHARGING SOLUTIONS FOR HOMES, BUSINESSES & BEYOND

CONTACT US TODAY AT
EVCHARGING@EBHORSMAN.COM





E.B. Horsman & Son

The Electrical Distributor of Choice!

EB Horsman Branch Locations

British Columbia:

Burnaby | Campbell River | Courtenay | Cranbrook | Dawson Creek |
Duncan | Kamloops | Langley | Parksville | Penticton | Prince George |
Richmond | Surrey | Terrace | Vernon | Victoria | Williams Lake

Alberta:

Calgary | Edmonton

Saskatchewan:

Saskatoon

Distribution Centres:

Surrey | Edmonton



Platinum member



Download Guide